



AMAZONE

Combi spreader **ZG-TX**



**AMAZONE spreaders
meet all European
environmental
standards**

ZG-TX trailed combi spreader

Flexible – Precise – High-performing



ZG-TX 11200 Super lime spreading

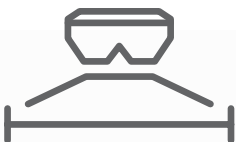
AMAZONE sets new standards in the combi spreader sector with the ZG-TX. Both granular mineral fertilisers and earth-moist limes can be applied precisely through the one machine by means of a simple conversion between the TS spreading system and the newly developed spreading unit for lime. The ZG-TX therefore combines the advantages of the precise TS spreading system, with its disc-integrated AutoTS for optimum border spreading results, and maximum efficiency when using lime.



Flexible application, precise fertilisation

	Page
The advantages at a glance	4
Frame and hopper	6
Fill level management	8
Running gear and steering	10
Scope of operation	12
Use in lime	14
FlowControl Metering	16
Spreading technology Delivery system	18
TS spreading discs Normal spreading	20
AutoTS border spreading system	22
Innovation Farm field trial	26
HeadlandControl	28
Equipment	30
ZG-TX Easy	32
ZG-TX Tronic	34
ISOBUS	36
Spreader Application Center mySpreader App	44
Technical data	46

ZG-TX trailed combi spreader



15 m – 54 m



6,800 l – 11,200 l



1 to 16 part-width sections



Fertiliser, pelleted fertilisers,
lime

The advantages at a glance:

+ Flexible scope of operation

Quicker and easier conversion between lime and fertiliser spreading

+ Precise spread patterns

Outstanding lateral distribution for fertiliser and lime thanks to the tried-and-tested TS spreading system and the newly developed spreading unit for lime

+ High-performance

Maximum capacity for larger working widths

+ Exact spread rate regulation in any field situation

FlowControl guarantees precise application rates from the first second irrespective of which side

+ Uniform crops on the headland

HeadlandControl provides perfect lateral distribution via wider spreading on the inside of the headland and parabolic switching of the part-width sections

+ Perfect border spreading

AutoTS for fertiliser application: proven precision, maximum yield right up to the field boundary. Border spread deflector for lime: exact application right to the edge of the field

MORE INFORMATION

www.amazone.net/zg-tx



PRODUCT FILM
Find out more



DOWNLOADS
mySpreader App

The right machine for every application

Choice of either Special or Super frame



ZG-TX 6800 Special



ZG-TX 11200 Super

A wide variety of equipment options

The various equipment levels available for the ZG-TX can be specifically tailored to the respective application on large-scale farms, with contractors or in machinery hire businesses. As a result, everything is possible with simple to fully equipped models from AMAZONE. In particular, the ZG-TX Super is sure to impress with maximum load capability on only one axle thanks to the reinforced components in comparison with the Special. With a maximum permissible machine weight of up to 21 t, the spreader offers high performance for any farm.

Benefits of the base hopper

- ✔ High payload on one axle
- ✔ Low hopper centre of gravity
- ✔ Large fill opening

Model	Hopper capacity	Unladen weight	Technical payload
ZG-TX 6800 Special	6,800 l	3,500 kg	9,000 kg
ZG-TX 9000 Special	9,000 l	3,700 kg	8,800 kg
ZG-TX 9000 Super	9,000 l	3,800 kg	17,200 kg
ZG-TX 11200 Super	11,200 l	4,000 kg	17,000 kg



✓ Top mounted drawbar with K80 ball coupling



✓ Hitch coupling with K80 ball coupling

Special and Super – Frames for all requirements

Make the choice that suits your operation!

The drawbar on the Special frame has a drawbar load of 2.5 t. Either a lower or top mounted drawbar with a K80 or drawbar eye D40 can be specified here.

The drawbar for the Super frame is designed exclusively for the lower mounted drawbar. Combined with a K80 ball coupling with a drawbar load of 6 t and an axle load of 15 t in the ZG-TX Super, the machine offers a significantly higher payload.

Everything flows smoothly thanks to the optimum hopper shape

Thanks to the sophisticated hopper shape of the ZG-TX, it has an optimum centre of gravity which significantly counteracts any negative support loads. The steep hopper walls, without corners or edges, ensure an optimum flow of material, even with earth-moist lime. The maintenance-free floor belt with automatic centring along the bottom of the hopper ensures reliable metering.

Optimum load distribution

The floor belt rises by 5 degrees which enables a weight transfer from the back to the front. This guarantees optimum load distribution during spreading. Maximum drawbar load and reduced axle loads enable safe driving in the field under all operating conditions.

Benefits of the hopper design

- ✓ Optimum flow of the application material, even on slopes
- ✓ Easy cleaning
- ✓ Favourable centre of gravity avoids any negative support loads



Intelligent hopper design

Maximum performance at all times



The fill level is signalled during filling by the flashing of the work lights. If the work lights are continuously lit, the desired fill level has been reached. A second person, or the frequent dismounting for checking, are no longer necessary.



- ✔ If the work lights are continuously lit, the desired fill level has been reached

- ✓ The filling process can be optimally monitored from the large, easily accessible platform. Furthermore, a practical holder for a broom or a shovel has been provided. The right tool is therefore always quickly to hand.



Quick loading

The roll-over cover is hydraulically-actuated remotely, in order to start loading as quickly as possible. When the roll-over cover is open, the extremely large hopper opening enables the spreader to be loaded with large buckets. In addition to this, the cover fixed to the edge of the hopper prevents fertiliser or lime from falling between the cover and hopper.

Sturdy sieves – easy to remove

Sturdy plastic sieves protect the hopper from foreign bodies in the fertiliser. At the same time, the sieves make cleaning the hopper much easier. The light weight of the plastic sieves means that they can be easily removed when using lime.



The fill level at a glance

The digital fill level indicator provides information about the loading status via weighing sensors at any time. In the intelligent interaction with the work lights, flashing indicates the hopper fill level and enables optimum loading

to the target weight. At the end of spreading, a low level sensor issues a warning just before the spreader is completely empty.

Manoeuvrable and comfortable

Perfect driving behaviour on the road and in the field



Greater comfort – gentle on the crop

- ✔ Track widths from 1.80 to 2.25 m
- ✔ Increased driving comfort due to the spring-suspended drawbar systems
- ✔ Rigid and robust chassis technology
- ✔ Dual-circuit air braking system with 40 km/h approval
- ✔ Large contact area with implement wheels with a width of up to 750 mm
- ✔ AS wheels with a height of up to 2.05 m provide maximum crop clearance

Robust axle steering

The ZG-TX trailed spreaders, equipped with the optional steering axle, provides a maximum steering angle of up to 20°. As a result, crop-friendly track-following is possible, depending on the track width. The automatic steering even allows counter-steering on slopes. As soon as the spreading disc drive has been deactivated and a speed of 15 km/h is exceeded, the steering automatically stops to ensure the safe road transport at speeds of up to 40 km/h.



Benefits of axle steering

- ✓ Steering angle up to 20°
- ✓ Safe working on slopes
- ✓ Crop is protected due to true track-following

Steering axle with a steering angle up to 20°




Flexible scope of operation

Quicker and easier conversion between lime and fertiliser

Double benefit – lime and fertiliser distributed to perfection

The special feature of the ZG-TX is the easy conversion between the spreading unit for lime and the TS spreading system for mineral fertilisation. In this regard, only a few components are changed or even just moved to a park position. Thanks to the clever software, the terminal

recognises that the spreader has been converted. The combi spreader is converted completely in around 25 minutes enabling either lime or fertiliser then to be spread. After the conversion has been completed, the advantages of either system can then be exploited.



Fertiliser equipment on the ZG-TX with activated double shutter and chain rake in the park position

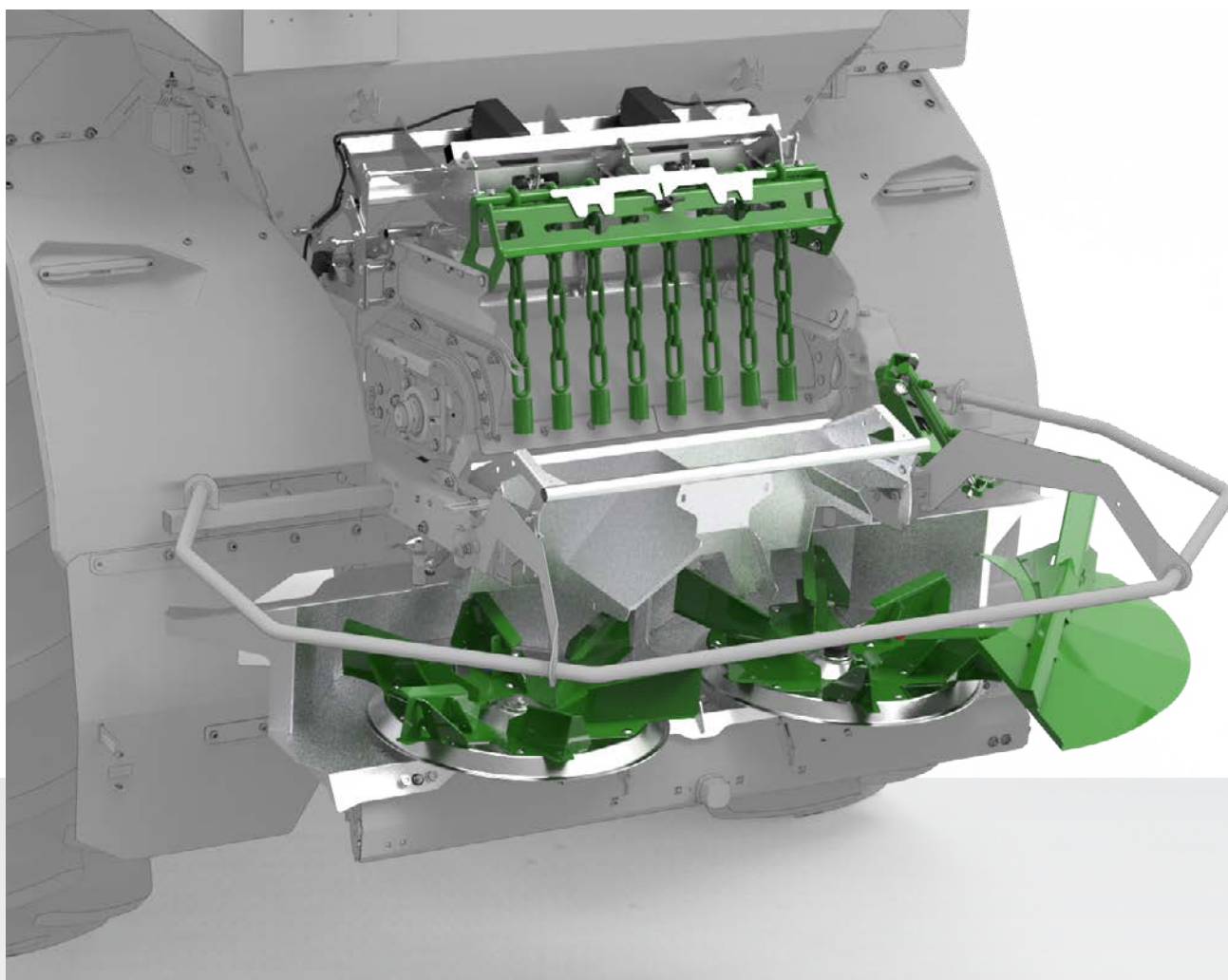


Only 4 components have to be changed in this intuitive conversion:

1. Scatter guard
2. Spreading discs
3. Funnel chute
4. Filling sieves

The benefits:

- ✔ Quick changeover of fewer components
- ✔ Intuitively supported by software
- ✔ No technological compromises in the spreading unit
- ✔ Flexible use ensures economic utilisation



Lime equipment on the ZG-TX with activated chain rake and double shutter in a park position

Lime spreading from a new perspective

Robust and precise!




High performance - and in working widths up to 16 m

No compromises when using lime

In addition to its performance when undertaking arduous lime spreading, precision was also at the focus of the developments. For example, an optional rate reduction shutter also enables the even application of extremely small quantities of lime of less than 1 t/ha. Furthermore, from the off,

the spread pattern can also be optimised for lime by means of a simple delivery point correction. The newly developed spreading unit distributes the lime effectively at working widths of up to 16 m.



Precise border spreading system for lime

Spreading discs for working widths of up to 16 m



The newly developed border spread deflector for lime also enables precision working right up to the field boundary

Up to the boundary

As a special feature for combi spreaders, AMAZONE now also offers a border spread deflector for lime application

as an option. This means that lime can also be precisely applied along field boundaries and ditches for the first time.

Low rate shutter slide for lime spreading

- ✔ Can be swivelled down when spreading very small quantities of lime
- ✔ Smooth material flow at low application rates



Chain rake for lime

The optional chain rake ensures an even and very effective feed of material onto the spreading discs via the floor belt. If the ZG-TX is to be used again for spreading mineral

fertiliser, the chains can be very easily and comfortably accommodated in a holder.



Chain rake in the park position



Chain rake in the working position

Optimum metering of mineral fertilisers

Clever and precise!



Exact spread rate regulation in any field situation

FlowControl – The automatic rate calibration

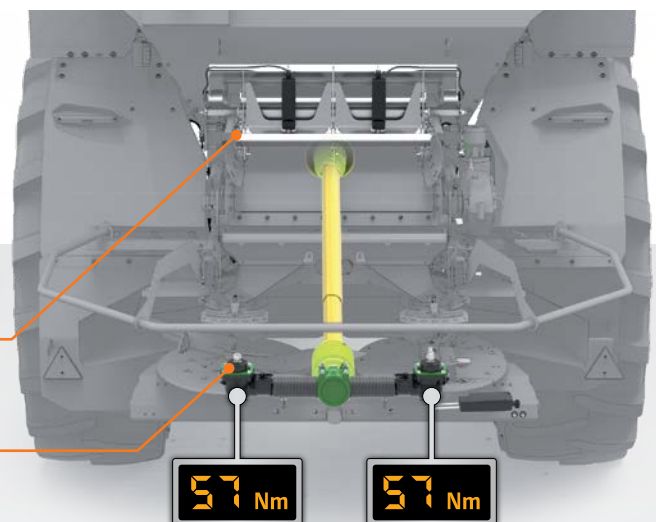
FlowControl is equipped with one sensor per spreading disc, so that the torque on each individual spreading disc can be monitored. In the event of a deviation from the target rate, FlowControl instantly adjusts the position of the spread rate shutters.

Advantages of FlowControl:

- ✓ Precision from the very first second
- ✓ Exact spread rate regulation irrespective of which side
- ✓ Detection of empty runs and blockages

Double shutter: Side-independent spread rate regulation

FlowControl: Torque measurement





Single shutter



Electric double shutter

2 methods for the optimum metering of mineral fertiliser

AMAZONE offers two options for optimum metering with the manual single shutter, which can be used as a low application rate slide for lime, or the electric double shutter for mineral fertiliser. In the simplest equipment level, the single shutter enables forward-speed related rate control.

The intelligent interaction of the floor belt speed and electric double shutter enables quick and precise regulation. As a result, side-independent metering is possible when using application maps or part-width section control.

Advantages of the single shutter

- ✔ Simple and easiest equipment level
- ✔ Forward-speed dependent application rate control
- ✔ Easy calibration

Advantages of the electric double shutter

- ✔ Precise regulation thanks to the intelligent interaction of floor belt and double shutter
- ✔ Side-independent metering when using application maps and part-width section control
- ✔ Automatic part-width section control with up to 16 part-width sections in conjunction with the electric delivery system

Comfortable calibration device

AMAZONE offers a calibration device for a quick and easy check of the spread rate. Thanks to the calibration menu, the process is intuitively integrated in the software, and operating errors are avoided. A precise application rate can also be guaranteed even from the simplest machines in this way.



The master of precision in its class

The AMAZONE TS spreading system for mineral fertiliser



Tronic – mechanical spreading disc drive

The spreading unit of the ZG-TX is mechanically driven. In this case, the spreader is protected from overload, as standard, by a universal drive shaft with friction coupling. The input speed from the tractor PTO is transmitted via the central gearbox resulting in an increased spreading disc speed. This allows spreading at low engine revs across the maximum working width.

- 🔧 Between 1 and 16 part-width sections are switchable, depending on the equipment level chosen.

Accurate fertilisation in focus


The term combi spreader has so far been used to describe machines which meter either mineral fertilisers or lime onto two spreading discs via a floor belt. However, the demand for optimum precision is also increasing in the customer sector for combi spreaders. Against this background, AMAZONE decided to break new ground in the field of fertiliser application and combine it with the proven precision of the TS spreading system. The result is new in many respects!

Instead of a simple chute via which the fertiliser is guided onto the disc, a defined delivery point adjustment is integrated in the ZG-TX. This in turn enables features such as HeadlandControl and Section Control in the optional electric version.

The swivelling of the delivery system offers a wide bandwidth of possible working widths. The working width range of 15 m to 54 m is covered by just 3 sets of spreading vanes.

The benefits

- ✔ Perfect lateral distribution with working widths of up to 54 m
- ✔ Precise setting
- ✔ SectionControl with 16 part-width sections



Defined delivery point adjustment

Spreading disc with disc-integrated AutoTS on the right-hand side

TS spreading discs

For the utmost precision at all spreading widths up to 54 m

Spreading system made from stainless steel – for a long service life

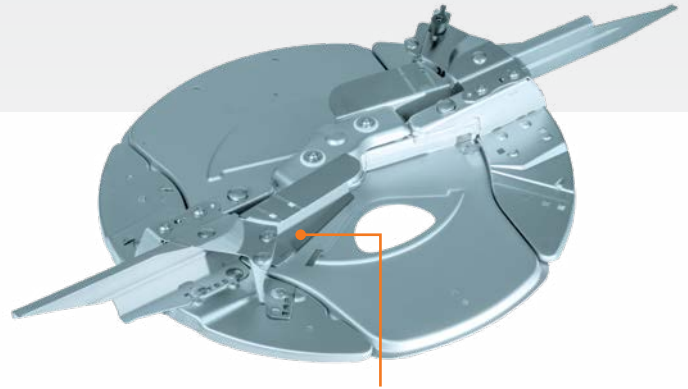
On the TS spreaders, the entire spreading system is made from stainless steel ensuring a long service life.

The different spreading vane sets can be quickly and easily exchanged using an interchangeable system. The ideal solution, for example, for agricultural contractors.

Between normal spreading and border spreading, different spreading vanes are activated via the so-called AutoTS system without the necessity to change spreading disc settings.

Hard-metal-coated spreading vanes

The spreading vanes are coated with a special long-lasting anti-wear protection. Consequently, the result is a three-fold increase in lifespan.



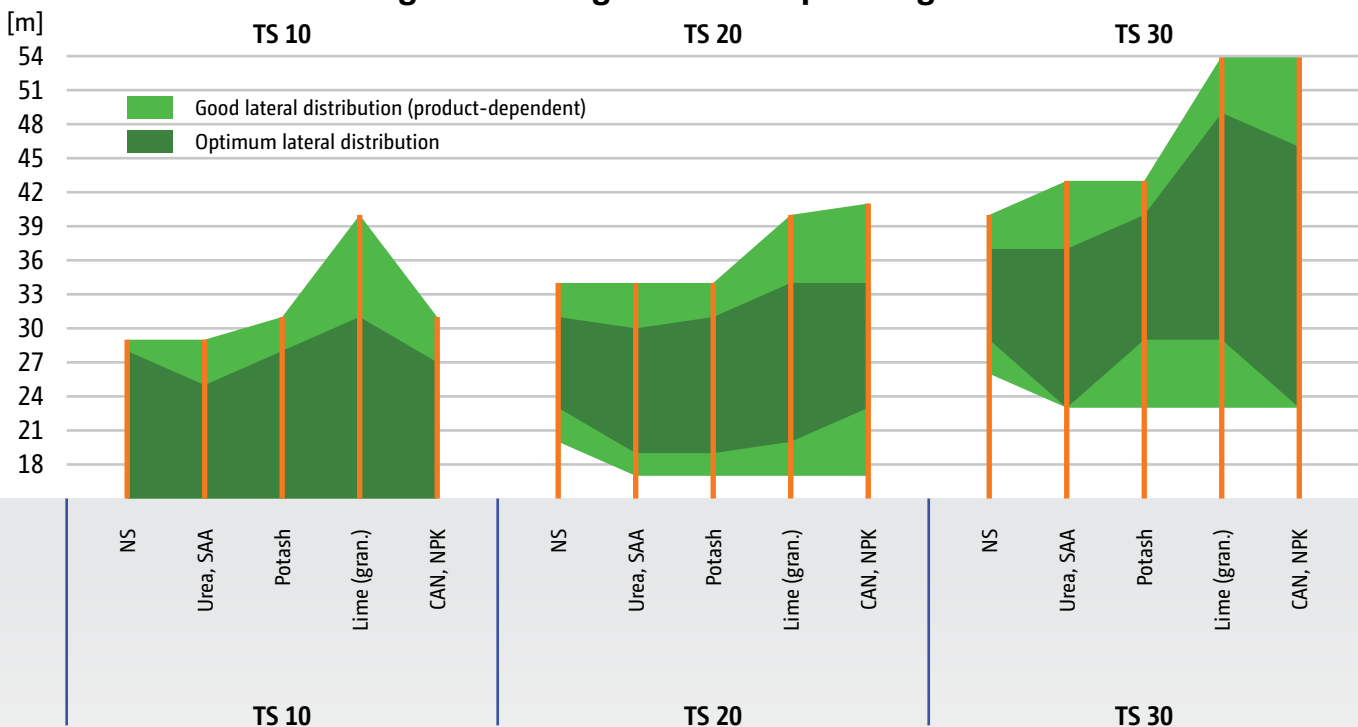
The integrated AutoTS border spreading system is activated electrically.

- ❗ “For different working widths it is then just a case of inter-changing the spreading vane set – a very comfortable solution.”
(profi – Driving impression ZA-TS 4200 Profis Hydro fertiliser spreader– 06/2013)

Optimum working width ranges of the spreading vane sets, depending on the fertiliser being spread:

- ✔ TS 10 = 15 m – max. 27 m
- ✔ TS 20 = 21 m – max. 33 m
- ✔ TS 30 = 24 m – max. 54 m

Range of working widths for spreading vane sets



Optimised spread pattern



Normal spreading

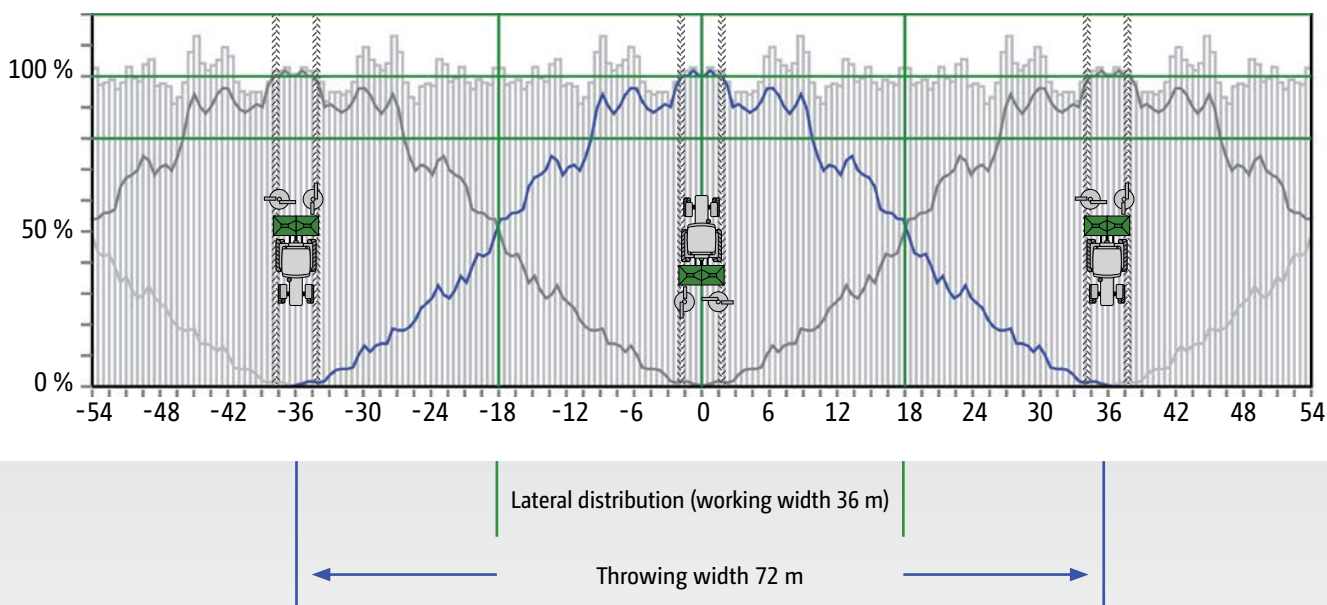
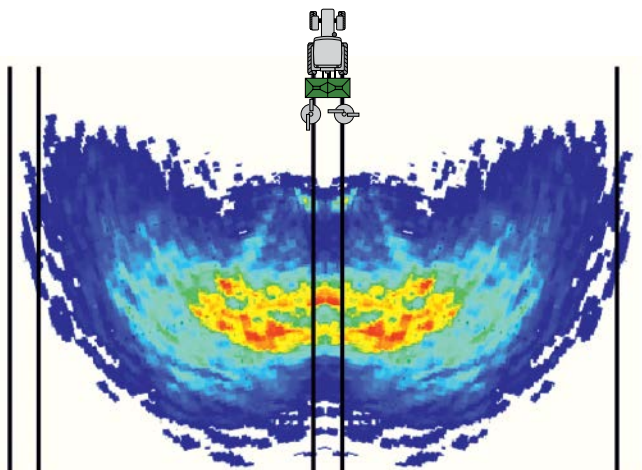
Via the adjustment of the delivery system, the feed-on point of the spreading material on to the spreading disc is changed and thus the spreading width and the lateral distribution are controlled. In addition, the working width can be set even more individually by changing the disc speed.

Non-sensitive spread pattern via the multi-sectional spread fan

The specific profile and angle of the spreading vanes result in a multi-spread fan from the TS spreading unit. This means that the pattern of the fertiliser from the long and short spreading vanes do not influence each other and so an optimum trajectory is maintained.

Three-dimensional spread pattern

The spreading unit has been developed using three-dimensional spread patterns so that a perfect lateral distribution of up to 54 m working widths is achieved. The large overlap zones ensure a perfect spread pattern and are significantly more consistent with regard to any external influences such as side winds, a change in topography, humidity or changing fertiliser quality.



AutoTS border spreading system

Complete control. At all times!



- ❗ Boundary spreading systems make particular sense when application rates are high. In these cases the more expensive systems will also pay off.
(top agrar - "Precision goes boundary spreading" - 07/2022)

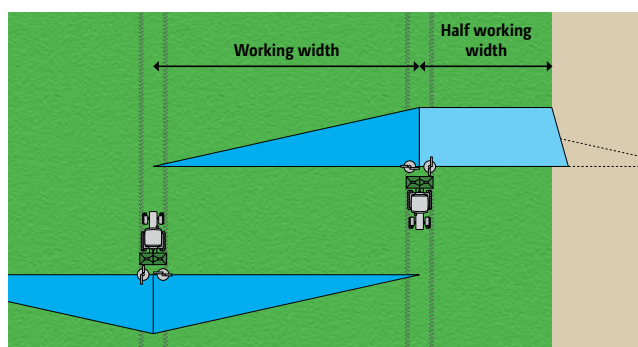
- ✔ AMAZONE offers setting recommendations for all border spreading techniques

- ✓ The ZG-TX sets new standards for border spreading in the combi spreader sector. The AutoTS disc-integrated border spreading system is mounted on the right-hand side of the machines as part of the TS spreading system. This guarantees an optimum border spreading result right up to the edge of the field, even at large working widths.

Effective and precise – spread only where the fertiliser will benefit plant development

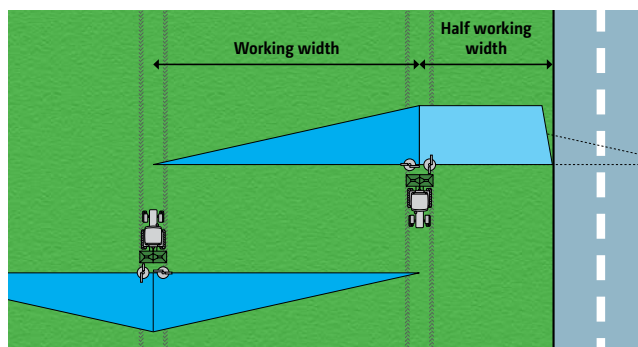
Side spreading (yield-oriented adjustment)

The neighbouring field is an area that is used agriculturally. In this case it is tolerable for a small quantity of fertiliser to be thrown over the field border. The full target rate is applied right up to the field boundary.



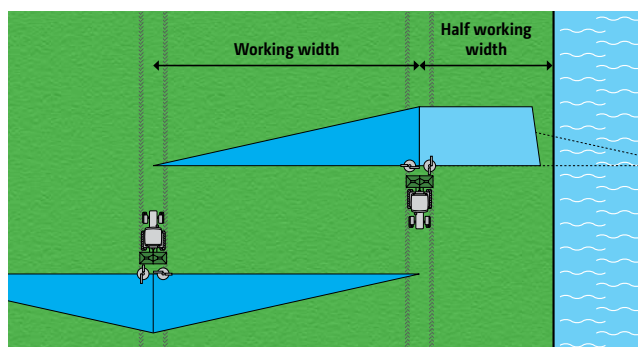
Border spreading (environmentally-oriented adjustment)

If the field is adjacent to a road or cycle path, no fertiliser may be thrown beyond the field border. In this case, the throwing distance is adjusted in combination with the shutter slide.



Water-course spreading (environmentally oriented adjustment)

If there is a body of water directly at the edge of the field, a defined distance away from the water must be maintained when fertilising according to the fertiliser regulations. For this purpose, the throwing distance is further reduced in combination with the shutter slide.




AutoTS

The disc-integrated border spreading system

AutoTS – comfortable and precise Lateral distribution right up to the field border

The disc-integrated AutoTS border spreading system, on the right hand side, enables the activation of the different border spreading techniques – side, border or watercourse spreading – comfortably via the terminal in the tractor cab.



AutoTS – adjustment of the carrier vane for border spreading

AutoTS – the ingenious principle

A setting motor twists the carrier vane forwards by approximately 10 ° so that, when border or watercourse spreading, the fertiliser is delivered via the shorter border spreading vanes. Due to the combination of disc speed and a shorter vane, the fertiliser is thrown over a significant shorter distance without affecting it mechanically.

- ① “The design specification for the development of the Amazone ZA-TS was clear: no longer should there be any compromise between normal spreading and side, border and watercourse spreading around the field boundaries.”

(profi – Spreading systems in practice “hydraulic or mechanical” · 06/2017)

AutoTS – setting for normal spreading



AutoTS – setting of carrier vane for border spreading



Border Spreading Calculator – calculate those additional profits

With AutoTS, an average increase in yield of about 17% can be achieved around the field boundary compared with other well-known systems. Calculate it for yourself now!

For tablet and desktop:
www.amazone.net/border-spreading-calculator

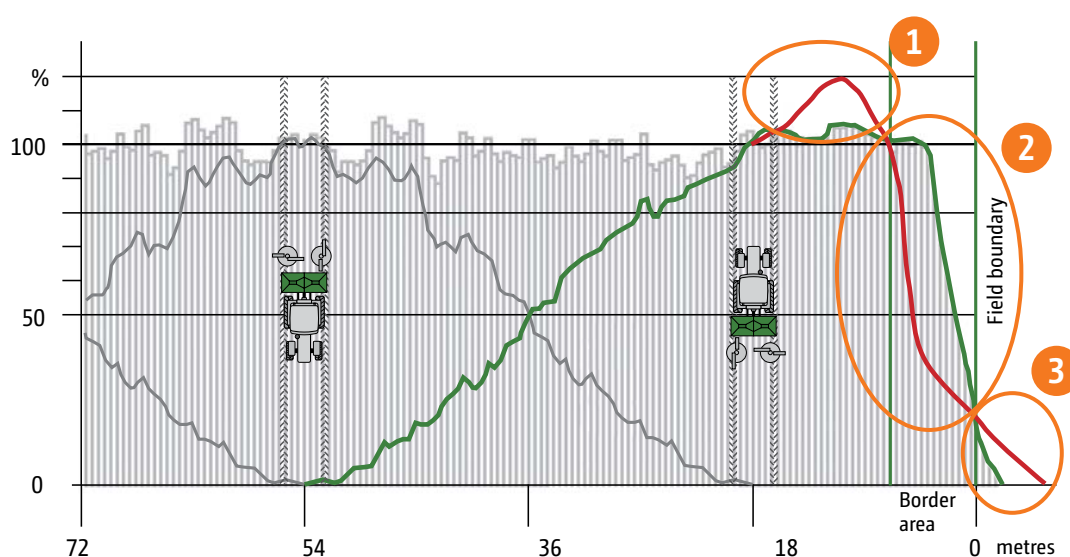


Increased yield on the border thanks to AutoTS

Exclusive!

The AutoTS border spreading system makes it possible for the operator to reliably generate a very steep cut-off to the border spread pattern and thus create the perfect growing conditions right up against the field edge. Compared to other border spreading systems, a significant increase in yield is possible.

Automatic rate reduction when border spreading is possible with the AutoTS spreading unit. Rate changes are possible in freely-selectable percentage steps. As the two spreading discs can be operated independently from one another, the change can be applied to just one, or both sides.



	AutoTS border spreading system	Conventional border spreading systems
1	A shorter spreading vane restricts the throwing distance of the fertiliser.	Mechanically diverting the fertiliser can potentially cause damage to the fertiliser, where the broken granules land next to the tramline.
2	The fertiliser is handled more gently and is optimally distributed right up to the boundary.	The broken granules are not spread out to the border area, resulting in under-fertilisation.
3	Due to the reduced throwing speed of the fertiliser, only a few granules fall beyond the field edge.	Not all fertiliser granules are mechanically deflected, meaning that the fertiliser is spread well beyond the field boundary.

Proven precision!

Innovation Farm field trial

INNO
VATION
FARM



FARMING FOR FUTURE



- ✔ Large-scale field trials by Innovation Farm in Austria compared four border spreading systems under practical conditions.

Additional revenue per hectare of cropped area and per year with the use of the different border spreading systems at a width of 36 m (top agrar 07/2022, Source: Innovation Farm)

average field size	2 ha	4 ha	12 ha
Limiter	€ 52.28	€ 36.96	€ 21.35
Hydro	€ 56.04	€ 39.61	€ 22.89
AutoTS	€ 117.02	€ 82.71	€ 47.79

Field trials prove the best border spreading results

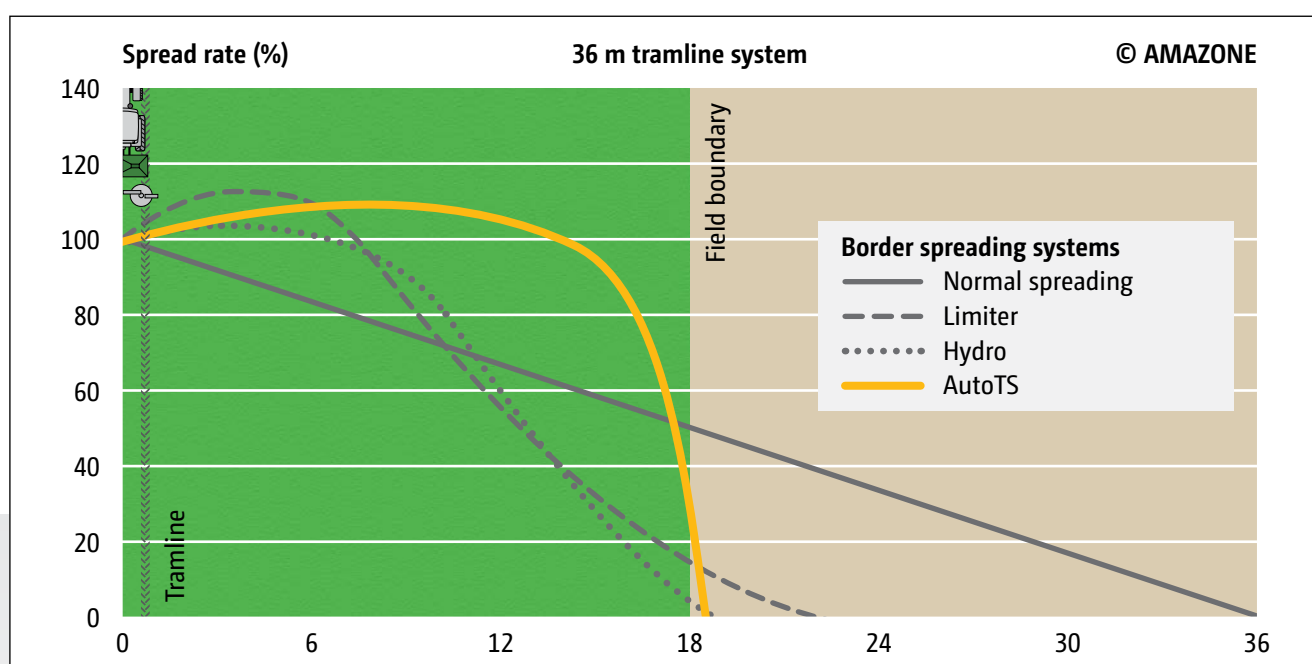
The aim of the field trial was to demonstrate the fact that border spreading systems provide not only ecological benefits, but also that they have a great influence on the potential yield in the field boundary area.

Precise technology is required to spread the full rate of fertiliser right up to the field boundary, even at the larger working widths, as well as avoiding any fertiliser losses outside the field boundary.

AutoTS meets these requirements. This means that higher yields can be achieved, even at the field boundary.

Core messages of the trial

- ❶ A wider working width or smaller field sizes increases the level of return on a boundary spreading system.
- ❷ The AutoTS spread patterns show a relatively even spread rate all the way up to the boundary where the rate then drops steeply.
- ❸ Any underdosage was clearly reduced by using AutoTS, which translates into higher yields.

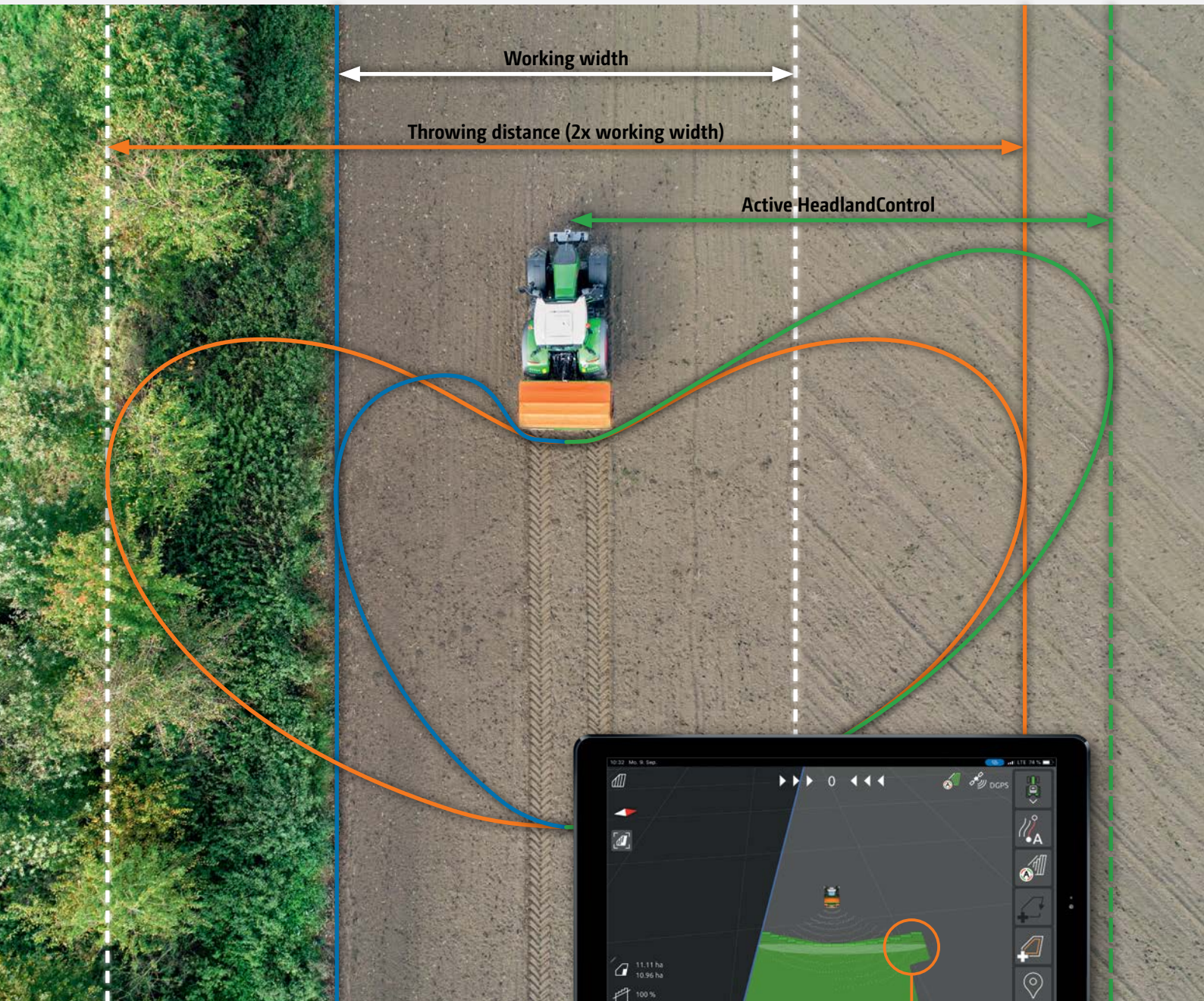


The diagram shows the border spreading operation, in which the aim was not to spread any fertiliser beyond the field boundary if possible.

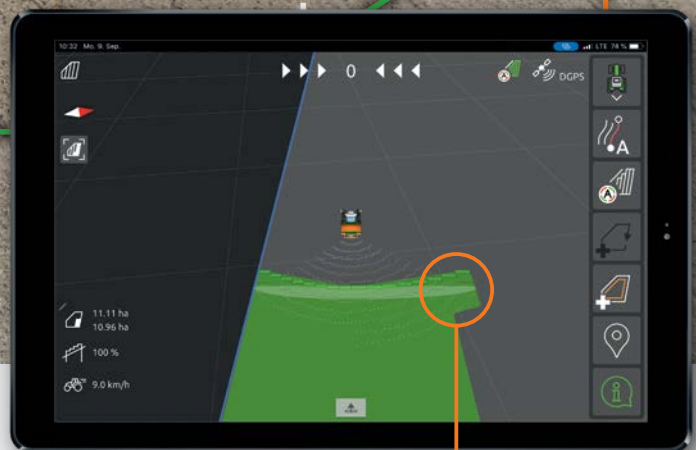
Exclusive!

HeadlandControl

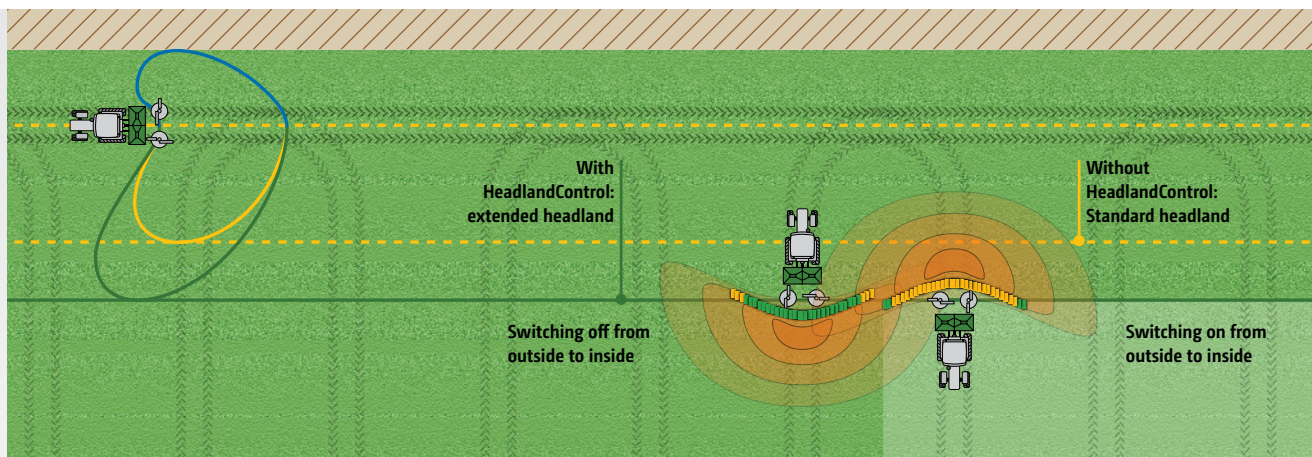
Optimum lateral distribution on the headland



- HeadlandControl
- Normal spreading
- Border spreading



HeadlandControl provides an increase in the working width towards the inside of the field on the headland.



Perfected headland coverage thanks to HeadlandControl and the new part-width section control

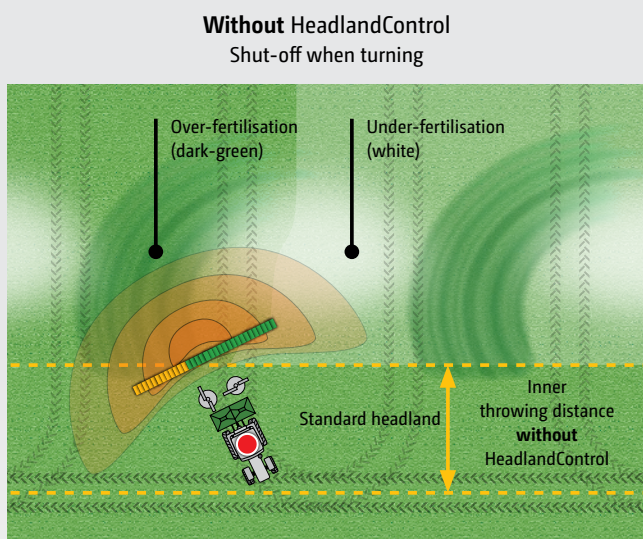
The problem: over- and under-fertilisation on the headland

Different fertilisers have different switch-on and switch-off points. In practice, the switch-off points are usually only achieved when the tractor is turning on the headland. The arc of spread behind the tractor and round to the side creates areas that are either over- or under-fertilised.

Switch-off time on the headland: Without HeadlandControl

1. Spreader switches off too late and is already turning
2. Tractor would have to drive beyond the headland tramline

Result: Over- and under-fertilised zones on the headland



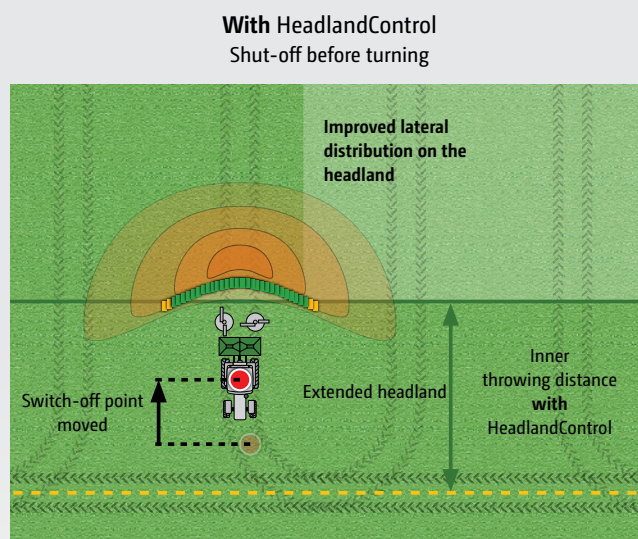
The solution: HeadlandControl

When HeadlandControl is activated, the throwing width and spread rate are increased on the field side, so that the switch-off point is moved towards the inside of the field. Furthermore, the new part-width section control, which is now adapted to the shape of the spread fan, causes the part-width sections to be switched off from the outside to the inside when entering the headland. Over- and under-fertilised zones on the headland are subsequently avoided.

With HeadlandControl

1. HeadlandControl means that the spreader continues to apply fertiliser to the crop when it is on the headland
2. The tractor can follow the wheel tracks of the crop protection sprayer

Result: uniform crops across the full headland



“More than ISOBUS” functions from AMAZONE extend beyond the ISOBUS standards. Because of this, HeadlandControl, along with some other features, does not function on all ISOBUS terminals.

Optional equipment

Perfect down to the last detail



Hydraulic parking jack

SafetySet – integrated as standard More safety for both people and machine

As with all equipment from AMAZONE, the ZG-TX has a very high level of base equipment to ensure the safety requirements are fulfilled correctly. The lighting system with its state of the art technology (LED lights) ensures safe road transport and is, in addition, long-lasting and robust.

Hydraulic parking jack – quick coupling and uncoupling

To enable the coupling and uncoupling of the ZG-TX with as much ease and speed as possible, the ZG-TX trailed spreaders feature a hydraulic parking jack as an option. The parking jack retracts to the height of the drawbar to maintain the high ground clearance.

Work lights – As bright as day at any time

With the optional work lights, all the main areas of the spreader can be sufficiently illuminated when operating at night. For monitoring the fill level and for when loading, high capacity LED spot lights illuminate the inside of the hopper.

Cover

The cover protects the spreader unit from rain and thereby prevents any degradation of the lime or fertiliser. The cover can be folded up for maintenance or cleaning work.



Work lights inside the hopper



Cover folded up



Toolbox

The toolbox – Practical and spacious

For example, the EasyCheck mobile and digital test kit can be safely stowed away close at hand here. The large toolbox enables additional sets of spreading vanes and the calibration chutes to be carried.

The roll-over hopper cover – Comfortable and reliable

Also the hydraulically-controlled, roll-over hopper cover is especially comfortable. It can be unrolled and retracted comfortably and safely from the tractor cab. Thanks to the clever tensioning mechanism, the cover rolls up firmly and tight to the hopper so that no water, dirt or fertiliser can collect there. The cover, when firmly rolled away, also ensures that almost the entire hopper opening can be used without a troublesome rod or a loosely hanging cover getting in the way.



Hydraulically actuated roll-over hopper cover



Multi-holder

Multi-holder

The multi-holder has 3 functions. A camera can be mounted on the holder, and the attachment for the work lights and the cover of the spreader unit can also be fixed there. All 3 functions provide maximum comfort.

Camera system for ZG-TS – Safety first!

The optionally available camera system mainly serves for safety when manoeuvring. The high resolution, antiglare monitor is backlit and can also display two cameras at once. The coupling to an ISOBUS terminal with an analogue video input is also possible.



With the analogue video input on AmaTron 4, the picture from the camera can also be displayed as an alternative.

ZG-TX Easy

Ultra-easy operation with the machine-specific EasySet 2 in-cab terminal



ZG-TX Easy: "Easy" isn't just in the name!

Comfortable electric adjustment and control

The machine-specific EasySet 2 in-cab terminal guarantees ultra-easy operation in any tractor. Only a 12 V power connection is required. This results in minimum requirements for the tractor and a wide variety of tractors can be used without additional requirements.

In conjunction with the electric double shutter, EasySet 2 has the advantage of being able to adjust the application rate in extremely small steps. The desired application rate is simply entered in the in-cab terminal and this can be easily increased or reduced from the cab on both sides, or to either side, during the spreading operation.

Machine control is rounded off by a convenient function for semi-automatic rate calibration and the emptying of any fertiliser residues. The AutoTS border spreading system can be comfortably controlled via the EasySet 2. The working position of the border spread deflector for lime also has a visual indicator.



The benefits

- ✔ Forward-speed dependent application rate control
- ✔ Comfortable electrical operation and adjustment of the application rate from the tractor cab
- ✔ Simple in-cab terminal without menus, only direct function keys
- ✔ Integrated hectare meter with total area counter
- ✔ Low demands on the tractor
- ✔ Easy operation of the AutoTS border spreading system

❗ “You only need a few settings to adjust the spreader for a new spreading material.”
(top agrar – Test report “Convenient and easy spreading” · 09/2021)

❗ “There are no menu levels. This makes all the settings clear.”
(top agrar – Test report “Convenient and easy spreading” · 09/2021)


❗ “It is also possible to adjust the rate for both sides together or separately. All of this can be understood without much explanation.”
(top agrar – Test report “Convenient and easy spreading” · 09/2021)

ZG-TX Tronic

The complete level of functionality in the ISOBUS world



Precise application of the fertiliser in combination with an N-sensor



The complete level of functionality in the ISOBUS world

The ZG-TX combi spreader range has been enhanced by the ZG-TX Tronic. ISOBUS communication is integrated in these models by default.

The new intuitive ISOBUS control provides all the functionality of the ISOBUS world in the ZG-TX Tronic. In addition to Section Control, part-area, site-specific application and job management, the control system can be integrated in the operating system of the tractor with AUX-N. There is nothing left to be desired here.

Up to 16 part-width sections are possible as standard with the ZG-TX Tronic. This enables even more precise spreading in wedge-shaped fields.

AutoTS can be operated with any ISOBUS terminal for comfortable side, border and water course spreading. The material-specific, optimised settings for the relevant border spreading situations are conveniently stored in the fertiliser menu.



The benefits

- ✔ Convenient operation with a wide variety of ISOBUS terminals
- ✔ Integration in the tractor operation
- ✔ GPS-Switch automatic part-width section control
- ✔ Use of application maps with GPS-Maps&Doc
- ✔ Job-related documentation in the Task Controller

MEMBER OF



ISOBUS as the basis for intelligent communication

One language, many benefits!

Each ISOBUS-enabled machine from AMAZONE comes with the latest technology and almost unlimited possibilities. It makes no difference whether you use an operator terminal from AMAZONE or an ISOBUS terminal fitted directly in the tractor. ISOBUS is an internationally recognised standard for communication between the operator terminal, tractors and connected implements on the one hand and Farm Management Information Systems on the other.

Operation via a wide-range of ISOBUS terminals

Which means that ISOBUS enables you to take control of all your ISOBUS compatible equipment. You only have to connect the machine to the respective ISOBUS terminal and the usual operator interface appears on the monitor in your tractor cab.

Benefits of ISOBUS at a glance:

- ✔ This worldwide standard provides a uniform interface and data exchange format that ensures compatibility even with third party manufacturers
- ✔ Plug and Play between machine, tractor and additional ISOBUS implements





Perfectly developed machine operation from AMAZONE

AMAZONE machinery and operator terminals offer a range of functions which are very easy and safe to operate:

- ✓ Highest compatibility and function flexibility of your ISOBUS equipment
- ✓ No additional modules on the machine side. All ISOBUS machines from AMAZONE come ready-equipped with the necessary ISOBUS functions as standard
- ✓ Practice-oriented machine software and logical menu structure
- ✓ MiniView display with all AMAZONE terminals and additional ISOBUS terminals. See, for instance, the machine data in the map view
- ✓ Possibility of operating the machine via the tractor terminal or a twin terminal solution
- ✓ Flexible assignment of the map and machine view between the tractor terminal and the operator terminal
- ✓ Unique operating concept. Freely configurable displays and individual user interfaces for each driver
- ✓ Functions such as HeadlandControl and parabolic part-width section control
- ✓ Integrated TaskController data logger function



Clearly structured AMAZONE machine operation


Advantages of the AMAZONE machine software:

- ✓ User-oriented and intuitive
- ✓ Tailored to the machine
- ✓ Function scope above and beyond the ISOBUS standard

Clear display of the work menu in the AMAZONE machine operation



Automatic GPS-Switch part-area shut-off with Section Control



✓ Part-width section control for the ZG-TX allows the actuation of individual outer part-width sections.

More precision, more efficiency!

In view of the very large working widths used now, the matching of the spread patterns is very important. Thanks to the electric delivery system adjustment on the TS spreading system, it is able to react precisely and sensitively in these cases. So even outer part-width sections can be easily controlled. In addition, due to the individual speed adjustment of the left and right hand side discs, the spreading width can be reduced from the far outside

to the centre, so that, even at large working widths, long and shallow-shaped wedges and short work are optimally spread. This means part-width section control. At the simplest level of specification, 8 part-width sections can be easily actuated manually (via the operator terminal). When utilising a relevant Section Control licence on the terminal, a part-width section control of up to a maximum of 128 part width sections can be utilised.

Functions of an ISOBUS fertiliser spreader	ZG-TX Electronic delivery system adjustment
Spread rate regulation	✓
Setting the delivery system	✓
Number of part-width sections • Manual mode at the press of a button • Automatic mode via SectionControl/GPS-Switch	16
Possible working widths	15–54 m

If the operating terminal facilitates Section Control, such as GPS-Switch part-width section control from AMAZONE, the part-width sections are activated completely automatically and in relation to the GPS position. Once a field has been created, and then in automatic mode, the driver can concentrate fully on the operation of the towing vehicle, since the part-width sections are switched automatically in wedge shaped fields and on headlands.

Benefits of automatic part-width section control:

- ✓ Stress relief on the driver
- ✓ Increase in precision especially at night or at higher speeds
- ✓ Fewer overlaps and gaps
- ✓ Saving on input costs
- ✓ Less crop damage and less environmental pollution

- ❗ “With Section Control, the ISOBUS terminal takes a lot of pressure away from the driver.”

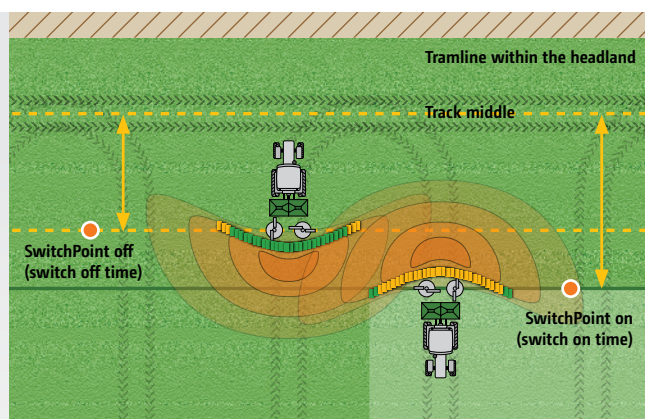
(“dlz agrar magazine” – test report ZA-TS fertiliser spreader · 02/2017)

GPS-Switch

With GPS-Switch, AMAZONE offers GPS-based, fully automatic, part-width section control for all AMAZONE operator terminals and ISOBUS-compatible fertiliser spreaders, crop protection sprayers or seed drills.

GPS-Switch basic

- ✓ Automatic part-width section control for up to 16 part-width sections
- ✓ Creation of a virtual headland
- ✓ Parabolic part-width section control in the form of the spread fan
- ✓ Optional with AmaTron 4



SwitchPoint

SwitchPoint allows, when utilising GPS-Switch, to re-adjust the on/off switching points depending on the fertiliser type and the working width. Both values can be taken from the setting chart and entered into the relevant operator terminal.

Workday made easy –

Make the most of the possibilities!

GPS-Maps&Doc

All standard ISOBUS terminals from AMAZONE can collect and save machine and site-specific data using Task Controller. Part-area, site-specific operation via application maps in either Shape file or ISO-XML formats is also possible.

- ✔ Easy creation, loading and processing of jobs
- ✔ Start a new task straight away and decide later whether the data is to be saved or not
- ✔ Import and export jobs in ISO-XML format
- ✔ Job summary via PDF export
- ✔ Intuitive system for processing application maps in either Shape file format and ISO-XML format
- ✔ Automatic part-area, site specific regulation of the application rate
- ✔ Indication of inactive field boundaries and automatic field detection when approaching the vicinity
- ✔ Optimum crop management via needs-based application
- ✔ Available as standard with AmaTron 4

GPS-Track

The GPS-Track parallel guidance greatly helps with orientation in the field, especially on grassland or in areas without tramlines.

- ✔ With a virtual light bar in the status bar
- ✔ Automatic tramline control via GPS for seed drills
- ✔ Various track modes such as A-B lines or contour following
- ✔ Optional with AmaTron 4

AmaCam

Software licence for displaying a camera image on AmaTron 4.

- ✔ Automatic display of the camera image on AmaTron 4 when reversing



Display of the application map in AmaTron 4



Display of the camera image in AmaTron 4

AmaTron 4

Manager 4 all



Simple and convenient operation as intuitive as your tablet

Why not handle a terminal as intuitively as a tablet or a smartphone? With this in mind, AMAZONE has developed the operator-friendly AmaTron 4 which offers a noticeably smoother operational procedure, especially when it comes to job management. The AmaTron 4, with its 8" multi-touch colour display meets the highest expectations and offers maximum user-friendliness. A swipe of the finger or use of the App carousel allows quick changes between applications and the simple and clearly structured operating menu. A useful MiniView, a freely configurable status bar as well as a virtual light bar make the use of the AmaTron 4 particularly clear and convenient.

Benefits of AmaTron 4:

- ✔ Automatic full screen mode when not being touched
- ✔ Automatic display of the touch buttons via a proximity sensor
- ✔ Practical MiniView concept
- ✔ Actuation via the multi-touch colour display or soft keys
- ✔ Particularly intuitive and user-friendly
- ✔ Field-related documentation
- ✔ Practice-oriented and intelligent menu navigation
- ✔ Practical quick-start menu with import and export of job data, help windows, day/night mode and the AUX-N assignment
- ✔ One camera input and automatic reversing detection
- ✔ Free trial period for all chargeable licences
- ✔ AmaTron Connect – for the optional entry into the digital age

Equipped as standard with:

GPS-Maps&Doc



AmaPilot⁺ – everything in the one hand!

Thanks to the AUX-N feature, you can operate multiple functions on the machine via AmaPilot⁺ or any other ISO-BUS multi-function joysticks.

Advantages of AmaPilot⁺:

- ✔ Nearly every function is controlled directly via the 3 levels
- ✔ Adjustable palm rest
- ✔ Freely programmable, individual key layout

AmaTron Connect

New ways of comfortable networked operation

With AmaTron Connect, AMAZONE provides a digital interface to a smartphone or tablet. The mobile device and AmaTron 4 are simply connected as a hotspot. AmaTron Connect enables use of the AmaTron Twin App as well as data exchange via agrirouter and the myAmaRouter App.

AmaTron Twin App Clear display enhancement

The AmaTron Twin App offers the driver even more comfort during work, as any GPS functions in the map view can also be operated via a mobile device, e.g. a tablet, in parallel with machine operation on the AmaTron 4.

Now download the free App and try the DEMO in the App.



Alternative map views with AmaTron Twin – clear display of the machine and its part-width sections, as well as buttons on the right hand side of the mobile device.



Everything in view at all times with the AmaTron Twin App and the holder kit for a tablet for rigid mounting on the AmaTron 4

Advantages of the AmaTron Twin display enhancement:

- ✔ Use of an existing mobile device
- ✔ Greater clarity – all applications in sight
- ✔ Comfortable control of the GPS functions in the map view, in parallel, via the mobile device
- ✔ Clear, authentic representation of the working machine and its part-width sections

agrirouter –

the independent data exchange platform
for agriculture



Watch the video for more
details

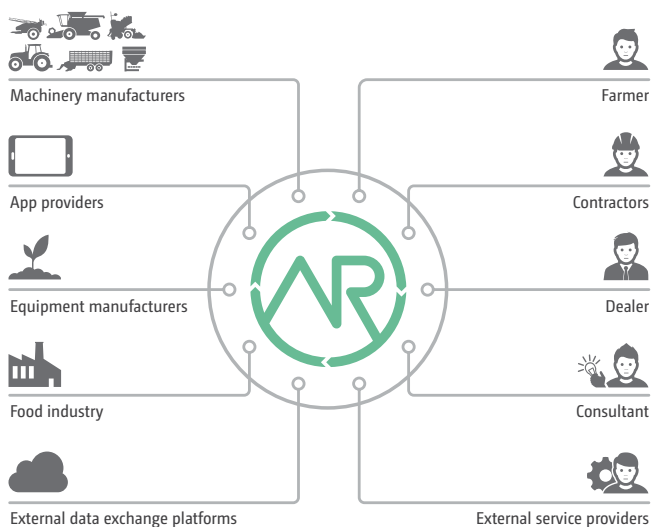
Secure data exchange

agrirouter is an independent data exchange platform for farmers and contractors. It enables simple and cross-manufacturer data exchange between machines and agricultural software applications, thereby reducing administration. The user retains full control over the data at all times.

myAmaRouter App

For the on-line transfer of data between AmaTron 4 and agrirouter

The myAmaRouter App enables data to be exchanged between the AmaTron 4 ISOBUS operator terminal and the agrirouter manufacturer-independent data exchange platform. If an AMAZONE machine is to be used to carry out a task with job data (e.g. application maps), the data can be easily transmitted from a Farm Management Information System (FMIS) to AmaTron 4 via agrirouter and the myAmaRouter App. After the work has been completed, the job can be sent back and is available for documentation in an agricultural software application.



The manufacturer-independent agrirouter enables secure and uncomplicated data exchange.

Benefits of agrirouter:

- ✔ Simple data exchange between the AmaTron 4 ISOBUS operator terminal and the manufacturer-independent agrirouter data exchange platform
- ✔ Easy and rapid transfer of job and task data without the need for a USB stick
- ✔ More flexibility in data exchange and documentation

Uncomplicated data transfer. Transparent and secure!



ZG-TX 11200

Spreader Application Center

Exemplary – for more than 25 years

The settings are crucial!

AMAZONE is providing even better customer service with the Spreader Application Centre. In addition to the already well-established fertiliser laboratory and spreading hall, the Spreader Application Centre now also includes the areas of “Test and Training”, “Data management” and the associated “Knowledge transfer”.



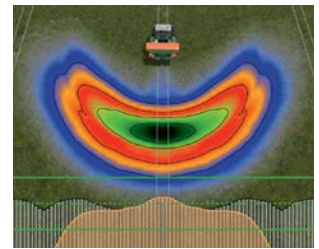
Fertiliser laboratory



Spreading hall



Test and Training



Data management and knowledge transfer

Only when properly spread is your fertiliser worth its weight in gold

The AMAZONE FertiliserService closely cooperates with well-known manufacturers of spreading material – world-wide - to be able to make available to you the best setting values as quickly as possible. AMAZONE is the name for precise spreading charts, worldwide.



Modern fertiliser spreader testing hall

FertiliserService – You can contact us via:

The FertiliserService works across borders, but not only geographically. This is because no matter whether your fertiliser spreader is 1 or 50 years old, we are always by your side with competent and reliable assistance.

Internet: www.amazone.net
 E-Mail: duengeservice@amazone.de
 Telephone: +49 (0)5405 501-111
 WhatsApp: +49 (0)175-488 9573

AMAZONE fertiliser spreaders can be optimally set up using the free **mySpreader App**:



mySpreader App

The all-in-one package for perfect spreader adjustment



EasyCheck is an integral part of the mySpreader App

FertiliserService, EasyCheck & EasyMix

The mySpreader App bundles all the App functions for Amazone fertiliser spreaders into the one App. The intuitive operation and convenient adjustment of the fertiliser spreader lies at the heart of the all-in concept.

FertiliserService

The FertiliserService App conveniently generates precise adjustment recommendations directly in the field, depending on the model of spreader, working width, fertiliser type and application rate. Thanks to the many samples sent in annually by farmers, fertiliser suppliers and fertiliser manufacturers, the App is constantly kept up-to-date so that the end user has access to current information at the start of every season. A special feature of the mySpreader App: the operator can search for fertilisers by entering the fertiliser name, the chemical composition, the granule size or bulk density, for example.

EasyCheck

The second element of the mySpreader App is the digital and mobile EasyCheck test kit. In this test kit, plastic mats are simply placed in the field at defined intervals, spread

over and then photographed. EasyCheck then calculates the degree of coverage of each mat. Based on these values, the App suggests improved settings for the lateral distribution of that fertiliser through the Amazone spreader, allowing the operator to rapidly optimise the accuracy of their crop care.

EasyMix

The mySpreader App is rounded off by the EasyMix App, which works out setting recommendations for blended fertilisers. Different fertilisers are often mixed together to save on the number of applications and so reduce operating costs. This is usually a nutrient-based fertiliser application. However, if the constituents in the blend have different physical properties, precise placement becomes increasingly difficult, especially at increasing working widths. EasyMix determines the best possible compromise between different constituents and suggests the optimal setting values for the ZA-TS and ZG-TS spreaders.



Wide range of equipment for the ZG-TX

One spreader – so many possibilities

Electronic equipment for the ZG-TX Easy and Tronic

Model	ZG-TX Easy	ZG-TX Tronic
Basic machine		
Forward-speed dependent application rate control		
Digital fill-level indicator	–	
Low level sensors	–	
Steering axle	–	
Fertiliser equipment		
Electric delivery point adjustment	–	
Single shutter with manual adjustment ¹		–
Electric double shutter ¹		
FlowControl online rate calibration	–	
AutoTS border spreading system		
Maximum number of part-width sections	1/2	16
HeadlandControl	–	
Lime equipment		
Automatic headland switching	–	
Low application rate slide		
Border spread deflector		
Mode of operation		
Terminal	Easy	ISOBUS

¹: Either the manual single shutter or the electric double shutter is possible for fertiliser metering in the ZG-TX Easy

■ = Standard

■ = Option

– = not available

All ZG-TX spreaders can be specified either as a pure fertiliser or lime spreader as well as a combi spreader with both spreading units.

Technical data: ZG-TX Special and Super

Model	ZG-TX Special 6800 / 9000	ZG-TX Super 9000 / 11200
Working width (m)	Mineral fertiliser: 15 – 54 m, lime: up to 16 m	
Hopper capacity (l)	6,800 / 9,000	9,000 / 11,200
Fill height ² (m)	2.45 – 2.72	2.72 – 2.99
Filling width (m)	4.15	
Filling depth (m)	1.84	
Overall length (m)	7.51	
Unladen weight (kg) (Tronic equipment level, spreadable ^{1,2})	from 3,500	from 3,800
Drive	Spreading discs: Drive shaft (540 rpm) / Floor belt: electro-hydraulic (max. 45 l/min), either via Load-Sensing system or via a single-acting spool valve and pressure-free return flow	
Data: field operation		
Permissible support load (kg)	2,500	6,000
Permissible axle load (kg)	10,000	15,000
Permissible machine weight (kg)	12,500	21,000
Technical payload on the field (kg)	max. 9,000	max. 17,200
Data: road use		
Permissible support load (kg)	2,500	4,000
Permissible axle load (kg)	10,000	10,000
Permissible machine weight (kg)	12,500	14,000

¹: Fertiliser spreading system, TS 30, double shutter

²: Tyre sizes 520/85 R42

Illustrations, content and technical data are not binding! Deviations of technical data are possible depending on the equipment. The illustrations may deviate from the requirements for local road traffic regulations.



AMAZONE



AMAZONEN-WERKE H. DREYER SE & Co. KG
P. O. Box 51 · 49202 Hasbergen-Gaste/Germany
Phone +49 (0)5405 501-0 · Fax +49 (0)5405 501-193