



AMAZONE



Precea with EasyTram

Precision air seeder **Precea**
with mounted front hopper **FTender**



Welcome to the world of
high-output precision seeding:
The Precea from AMAZONE



	Page
1. Machine concept and overview	4–5
2. Advantages and features at a glance	6–7
3. Key components: singling, seed and fertiliser hoppers, coulter system, FertiSpot, micro-granular spreader, offset tramlines	8–35
4. Operation and control with MultiFunctions	36–39
5. Agronomical benefits	42–43
6. Models	46–57
7. Optional equipment	58–62
8. Technical data	69–71



Master precision seeding with the Precea from AMAZONE

Secure your yields with fewer inputs – it's possible with the Precea from AMAZONE. The mounted precision seeders combine singling of the seed, under-root fertilisation application and micro-granule application in a single step. With precise single-seeding at high working speeds and with large working widths, the Precea achieves high efficiency and ensures good early development of the crop as a result of the targeted under-root fertilisation.

With the Precea, under-root fertilisation can be carried out with pinpoint accuracy by depositing a dose of fertiliser underneath the seed, using the FertiSpot system. Concentrated application directly into the prospective root zone of the plant significantly minimises fertiliser losses due to leaching, breakdown or compaction. This means that 25% less fertiliser can be applied overall, whilst 100% of the yield can still be maintained.

No matter what crop is being sown, whether maize, sunflowers, oil seed rape, soya beans or many others, the Precea masters precise single-seed sowing in every respect.

The Precea concept

Precise singling for optimum seed spacing

1. Precise under-root fertilisation with the FerTeC twin fertiliser coulters with leaf spring overload protection and FertiSpot for fertiliser savings up to 25% with the same yield.

2. PreTeC mulch seeding coulters with SmartForce automatic coulters pressure control and maximum stress relief for the driver thanks to the SmartControl automatic remote stripper finger adjustment.



1

2

Model	Frame execution and fertiliser equipment	Number of rows	Row width
Precea Precea-CC Precea-FCC	rigid, mounted, with/without CC, with/without FTender	4–12 4–12 4–12	45–80 45–80 45–80
Precea-A Precea-ACC Precea-AFCC	rigid, harrow-mounted, with/without CC, with/without FTender	4–6 4–6	50–75 50–75
Precea-2 Precea-2CC Precea-2FCC	telescopic/folding, mounted, with/without CC, with/without FTender	7–12 7–12 7–12	45–90 60–90 45–90
Precea-2A Precea-2AFCC	folding, harrow-mounted, with/without CC, with/without FTender	8	75

3. Large fertiliser hopper for high-capacity working, optionally available with a filling auger.

4. Low lifting power requirement for the tractor due to the optimised centre of gravity and lightweight design.

5. Large seed hopper above each sowing unit for optimum seed flow and easy filling by hand.



6. Simple and tool-free exchange of the singling disc, even with a full seed hopper.

The high-speed precision air seeder



MORE INFORMATION
www.amazone.net/precea



PRODUCT FILM
Precea 6000-2AFCC



45 to 90 cm



4 to 12 rows



55 or 70 l per row



Up to 15 km/h

Reliable sowing with maximum flexibility and manoeuvrability

Used for single-seeding, the Precea offers maximum performance in precision farming. The reliable singling of the seeds in combination with adapted under-root fertilisation ensures optimal establishment conditions for the emerging crop. Maximum yields and high profitability are achieved by tailored fertilisation and ideal plant spacing. With the Precea's various different frame concepts, the following applies: the right option for every farm.



PRECISION

Precise!

Exact seed spacing in the row thanks to the excellent over-pressure singling and optimised plant distribution when seeding around a bend, thanks to CurveControl.

No overlaps or gaps in wedge-shaped fields thanks to the individual single-row shut-off for seed, fertiliser and micro-granules via the AmaTron 4 ISOBUS operator terminal.



COMFORT

User-friendly!

Simple and self-explanatory operation via the AMAZONE AmaTron 4 ISOBUS terminal.

Extremely easy adjustment of the PreTeC mulch sowing unit with all the required settings being made without tools.



OUTPUT

High performance!

Maximum area coverage thanks to precise singling at working speeds up to 15 km/h.

Time-saving filling and emptying as a result of easy access to the fertiliser hopper, seed hopper and microgranular hopper.

Precise singling

The heart of the Precea seeding system


Seed by seed, embedded precisely in the soil at the correct depth. Achieve ideal plant emergence when single-seeding with the AMAZONE Precea and its precise singling system.

The singling system – for exact seed placement

Over-pressure in the singling chamber pushes the seed up against the nap holes in the rotating singling disc so that they are carried round. As they rotate, the seeds, held in place under pressure, run past 3 stripper fingers which reliably knock off of any excess seed and ensure the singling of a seed onto each hole. Doubles are effectively prevented. The stripper fingers are adjusted mechanically, electronically or automatically with the SmartControl.

The over pressure singling is driven electronically by the ElectricDrive.



-  "As the chamber rotates together with the singling disc, energy-consuming friction on the pressure chamber seal is avoided."
 ("profi" – Driving report Precea 4500-2CC Super · 10/2019)



**SEED SINGLING
ANIMATION**
Find out more





Rotating disc



Singling disc



The key feature

Thanks to the ingenious design of the centralised singling unit, the singling disc and the singling chamber are fixed together.

The advantages of this layout are huge:

- ✔ The operation can be carried out exclusively using the tractor's power supply, due to the fact that only a small amount of torque is required for rotation
- ✔ The seal, which is otherwise subject to excessive wear, is not under load

The singled seeds are fired precisely

As soon as the singled seeds reach the outlet, the contact pressure is interrupted by a roller that covers the hole and the seed is shot past the opto-sensor into the propulsion channel and thus into the soil.

Opto sensor with infrared sensor – reliable monitoring "seed by seed"

The pulsating heart of the Precea – the shooting of each individually singled seed – is registered by the infrared sensor in the opto-sensor and transmitted as a signal to the AmaTron 4. The signal is then processed for use by, for example, the intelligent SmartControl remote stripper adjustment.

Drive for perfect singling

Singling drive and stripper adjustment



The SmartControl automated stripper adjustment takes over the setting of the stripper fingers and removes a considerable burden from the driver

- ❗ “Exposing the seed showed that the stripper system works very precisely. We couldn't find any gaps or doubles at all.”
 (“traction” – Precea 4500-2CC Super practical test · August/September 2020)

Electric remote stripper adjustment for the Precea Super

The standard electric stripper adjustment allows convenient setting of the stripper fingers from the operator terminal in the tractor cab. Alternatively, you can switch to automatic stripper adjustment via SmartControl in the terminal.

ElectricDrive electric drive on the Precea Super

ElectricDrive utilises a separate electric motor for each over-pressure singling unit. The desired seed rate, fertiliser rate and the micro-granular applicator can thus be very conveniently controlled via the terminal. One activation button per sowing unit makes it possible to check the centralised singling disc.

Maximum precision – individual row shut-off

The option of individual control of the sowing units enables each row to be individually switched on and off via the electric drive. This has particular advantages in wedge shaped fields and on the headland.

ElectricDrive electric metering drive for working speeds up to 15 km/h.

SmartControl – automated stripper finger adjustment for the Precea Super

In order to relieve the stress on the driver and avoid unintentional misses and doubles, AMAZONE offers the SmartControl automated stripper finger adjustment on the Precea Super.

The benefits:

- ✔ The stress on the driver is reduced, as SmartControl handles the adjustment of the seed strippers
- ✔ An increase in yield, as doubles and misses are avoided
- ✔ Savings in time, as any manual set-up is not necessary

Advantages of ElectricDrive:

- ✔ Accurate sowing in wedge shaped fields and on the headland in combination with the automated individual row shut-off
- ✔ Flexible increase in the seed rate across the entire working width
- ✔ Forward speeds of up to 15 km/h
- ✔ Activation buttons for checking the centralised singling disc



Singling discs – full flexibility across the widest range of crops



One machine – 9 crops. Whether maize, oil seed rape, sugar beet, soya beans, sorghum, field beans, pumpkins, sunflowers or cotton – the Precea singles each seed by seed with precision and reliability

Increasingly complex crop rotations are finding their way into agriculture. It is often necessary to adapt to suit the soil conditions, actual nutrient consumption or the nutrient release from the previous crop, seed rate, weather and climate changes, nutritional trends and market opportunities, even at short notice. The one constant: the precise singling of the Precea across the widest variety of single-seeded crops.

Because: the seed singling system of the Precea can be changed over to use different singling discs without the need for tools within a very short time.





Maize



Sugar beet



Cotton



Sunflowers



Soya beans



Rape



Sorghum



Pumpkins



Field beans





The versatility of the Precea allows different crops to be sown both within the same and different sowing periods. This reduces the unproductive time over the course of the year, thus increasing the efficiency of the Precea and other associated fixed costs.

Contractors can react flexibly to customer requirements and offer a wide portfolio of precision seeding.

The singling discs are customised for different operating conditions or seed characteristics, such as different thousand grain weights and forward speeds.

The benefits:

- ✔ Full flexibility for the widest range of crops.
- ✔ Higher machine utilisation through continuing use in different sowing periods.
- ✔ Simple replacement of the singling discs.



Seed for every row

Seed hopper on the sowing unit

Flexible working without wasting time – easy filling, quick emptying

The seed hopper, with a capacity of 55 l or 70 l, is conveniently located on the sowing units. They are easily filled with seed from sacks, since the hopper lids can be opened with one hand. A filling aid, that guides the seed safely into the hopper and makes the filling process even easier, is available as an option. The low level sensor, fitted as standard, provides an early warning of the fill level via the terminal.

Additionally, micro-granular applicators (hopper capacity 17 l) can also be fitted, thus extending the flexibility of the Precea to smaller operations. Changing the singling discs

and filling takes place simply and decentralised – by hand and in the shortest possible time. The emptying of residual amounts from the seed hopper can be performed from both sides. The sowing units can be easily folded, even when the seed hopper is full. This allows you quickly to continue working on the next field.

The benefits:

- ✔ Quick change of seed type.
- ✔ Optional additional micro-granular applicator.



The seed hoppers are easily accessible and facilitate one-handed operation for opening and closing.



Emptying of any seed residues is particularly quick, clean and easy.



Mechanical fan drive

The mechanical fan is driven directly by the PTO shaft. Problem-free operation is also possible with tractors that have a low hydraulic capacity.

Hydraulic fan drive

The hydraulic fan drive facilitates convenient fan speed adjustment and thus ensures even longitudinal distribution, even in undulating terrain. The fan speed is set conveniently and independently from the engine speed, so that the revs always remain constant and run in the optimal speed range.



Air intake protection

An optional air intake protection is available for particularly dusty conditions, as any ingress of dirt and dust can effectively block the sensitive singling process.

Central fertiliser hopper

with optional filling auger

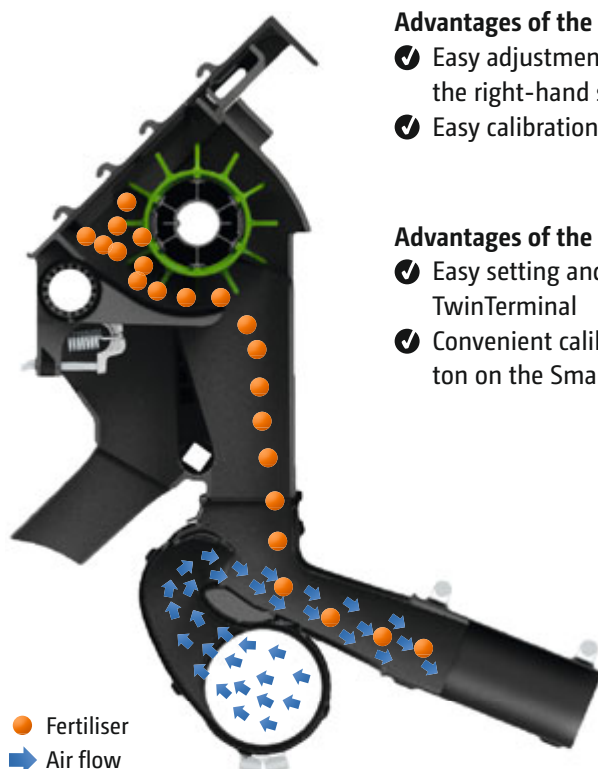
The 950 l or 1,250 l fertiliser hoppers ensure sufficient fertiliser capacity for the Precea. The hopper is located well forwards and thus provides an optimal centre of gravity near the tractor. Steep hopper walls guide the fertiliser safely to the metering units and keep the residual volumes low. Operation and adjustment are performed centrally, on the left side of the SmartCenter.

The benefits:

- ✔ Good accessibility, also ideal for filling by big bag or using a front end loader bucket.
- ✔ Low lifting power requirement as a result of the fertiliser hopper being positioned close to the tractor.
- ✔ Simple filling due to generously dimensioned hopper opening.
- ✔ Large sight glass.

Precis fertiliser metering system – air delivery to every row

With the Precis fertiliser metering system, the Precea is equipped with a precise and reliable metering drive to each row – either mechanically via the infinitely-variable Vario-gearbox, or electronically. The additional air supply further ensures an equal feed to each row and reliably prevents blockages. The fertiliser granules are reliably conveyed to the FerTeC Twin double disc fertiliser counter. This enables high area coverage and single-row shut-off.



Advantages of the mechanical fertiliser metering drive:

- ✔ Easy adjustment of the Vario-gearbox for fertiliser on the right-hand side of the hopper
- ✔ Easy calibration of the application rate

Advantages of the electric fertiliser metering drive:

- ✔ Easy setting and adjustment via the optional TwinTerminal
- ✔ Convenient calibration by means of the calibration button on the SmartCenter

! "All five application rates (of diammonium phosphate) tested, ranging from 60 to 300 kg/ha, were maintained with deviations averaging only 0.2% — excellent."

("profi" – Test drive Precea 6000-2CC · 12/2020)



The optional filling auger facilitates convenient filling of the fertiliser hopper. In a front-rear combination with the FTender 1600, this can also be equipped with an optional filling auger. Quick, convenient filling for minimal downtime!



FTender mounted front hopper

For universal use in seeding and soil tillage



FTender 2200 mounted front hopper with Precea 6000-2FCC precision air seeder

As an option, instead of a central fertiliser hopper at the rear, the FTender front-mounted hopper can be equipped with a distributor head for conveying the fertiliser. Front mounting distributes the load more evenly across tractor's axles and protects the soil. At the same time, the combination becomes more easily manoeuvrable and offers an ideal view to the rear and of the sowing units.

The benefits of the FTender:

- ✔ High output due to the large hopper capacities of either 1,600 l or 2,200 l
- ✔ The split hopper enables seed and fertiliser to be combined
- ✔ More flexibility and applications
- ✔ More comfort thanks to full ISOBUS implementation in the machine actuation
- ✔ Large opening enables quick and easy filling
- ✔ Comfortable and quick hitching on and off
- ✔ Easily accessible metering unit
- ✔ Standard calibration on the machine
- ✔ Easy calibration is possible via the calibration button or TwinTerminal

Model	Capacity (l)	Hopper (m)	Conveying system
FTender 1600	1,600	single-tip	pressurised
FTender 2200	2,200	single-tip	pressurised
FTender 2200C	2,200	twin-tip	pressurised

High output

With the FTender as a pressurised hopper, with a capacity of 1,600 l and 2,200 l, AMAZONE offers a universal front-mounted tank for universal deployment. The single tipped, mounted front hopper has an aerodynamic shape and allows for good forward visibility. This is useful when driving on roads as well as when turning in the field. Benefit of the pressurised hopper is the higher delivery rates and so is recommended especially where larger rates of fertiliser are involved. The FTender is also available with a twin-tip hopper, divided in a ratio of 50-50, for even more permutations whilst sowing.

One machine for many aspects of arable farming

The FTender from Amazone can be used with a variety of connected implements across a wide range of applications. Hitching on and off is quick and easy thanks to the quick-release connectors on the hose pack.

For those who want more – FTender:

- ✔ Modular software and hardware for use with a range of different mounted implements
- ✔ Conveying systems for AMAZONE seed drills and precision air seeders for sowing cereals, oil seed rape, maize, beet or with soil tillage machinery for sowing catch crops and for deep fertilisation
- ✔ Overpressure system for optimum delivery rates
- ✔ Large hopper capacity for long periods of use
- ✔ FTender with tyre packer and/or additional weights



FTender 2200-C with a split hopper for even more flexibility in sowing

The PreTeC mulch sowing unit

The precision coulters for all soils

Individual components of an implement may be excellent in themselves and do their job reliably. However, only when the components interact perfectly can the result be convincing and deliver maximum precision and impact. Like the Precea with PreTeC mulch sowing coulters.



FerTeC twin fertiliser coulters with leaf spring overload protection

Carrying rollers

Double disc seed coulters with slot and carrying roller



AMAZONEN-WERKE
PRECEA 4500-2CC SUPER
✓ Working quality
incl. crosswise fertiliser
distribution
DLG Test Report 7093



AMAZONEN-WERKE
SOWING UNIT PRETEC
✓ Working quality
in maize
DLG Test Report 7104

The percentage emergence was rated exclusively as "very good" by the DLG



Catcher roller

V-Press rollers

Maximum flexibility with the highest work rates

No matter whether it is used for conventional sowing or when mulch sowing, the PreTeC sowing unit is perfect for precision seeding. Benefit from the first-class, consistent seed placement accuracy and use it to increase yield. The Precea makes high outputs possible due to its high degree of accuracy, in particular at high forward working speeds up to 15 km/h.

The benefits:

- ✓ High operational comfort
- ✓ Minimisation of any downtime
- ✓ Time saving from regular maintenance

Even field emergence

The mulch sowing unit (weighing 120 kg) can be pressurised down further by a spring with a maximum force equivalent to 170 kg. The total coulter pressure can therefore be up to 290 kg. Via a hydraulic cylinder, a coulter pressure of up to 350 kg is possible. This ensures smooth running and an even field emergence even under the hardest of conditions. The complete PreTec mulch sowing unit is guided reliably by 2 large carrying rollers. The soil is opened by the double disc unit and then followed by a furrow former. Once the seed has been embedded in the soil by the catcher roller, the V-Press rollers follow to close up the furrow again.

No lubrication points necessary

The PreTeC mulch sowing unit works tirelessly, hectare after hectare, with excellent results. Unlike the sowing units from many other manufacturers, there are no lubrication points. No more greasing!

PreTeC mulch sowing unit – many options for all conditions



The Precea 3000-ACC with front packer in operation



25 mm
smooth



50 mm
smooth



50 mm
toothed



50 mm
profiled

25 mm and 50 mm press rollers are available

Furrow closers

The optional furrow closers close the seed furrow, in particular under difficult conditions, and thus ensures optimal field emergence.

- ✔ Optimisation of the field emergence through reliable closure of the seed furrow
- ✔ Simple and tool-free height adjustment and deactivation

Clod clearer – the ideal option against clods and stones

The optional clod clearer is the ideal tool for heavy soils and cloddy conditions. The use of a clod clearer makes the coulter run significantly more smoothly.

- ✔ Smooth coulter running in a clean seed furrow ensures an even field emergence
- ✔ Universal adjustment of the clod clearer possible



Different V-Press rollers

The narrow press roller, having a width of 25 mm, is ideal for medium to heavy ground, while the press roller with a width of 50 mm works better on lighter soils. The toothed 50 mm press roller is recommended for its particularly good reconsolidation and crumbling.

- ✔ The right roller for every soil type
- ✔ Simple and tool-free adjustment

Star clearer – the perfect option for excessive harvest residues

Using the optional star clearer ensures that the seed furrow is always optimally cleared, even when larger amounts of organic material are present. The trash-free seed rows ensure that the seeding unit works well, suppresses weed re-growth and ensures optimal field emergence.

- ✔ Optimisation of the field emergence through having an optimally cleared seed furrow



Always correctly adjusted

Coulter pressure adjustment



The coulter pressure can be adjusted very easily via the notches



The coulter pressure can be very easily adjusted hydraulically via the cylinder

Mechanical coulter pressure adjustment

The mechanical coulter pressure adjustment can be used to adjust the coulter pressure very easily and effectively via a tension spring with a series of notches. In addition to its own weight of 120 kg, an additional coulter pressure of up to 170 kg can be generated. Another increase of 15 kg is possible in the wheel tracks.

Hydraulic coulter pressure adjustment


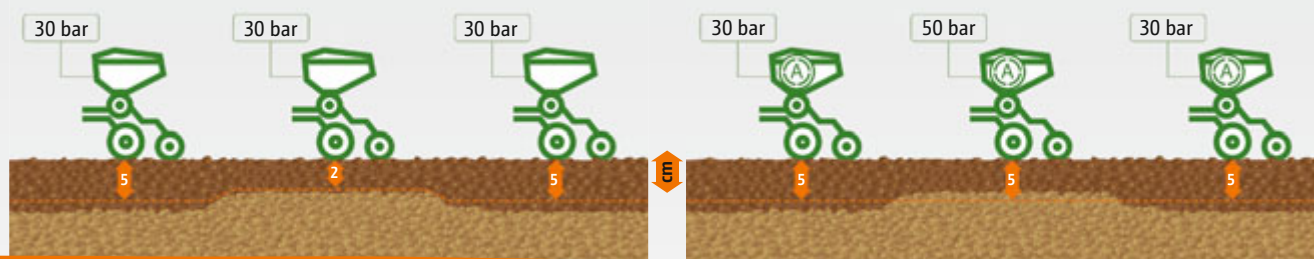
The coulter pressure can be adjusted even more easily and comfortably via the hydraulic coulter pressure adjustment. The coulter pressure can be adjusted up to a pressure of 350 kg, even when on the move via the operator terminal. The SmartForce automatic coulter pressure regulation also ensures that all sowing units are automatically adjusted, even in varying soil conditions.

Maximum operational comfort


The good accessibility to the seeding unit ensures high operating comfort. A multitude of adjustment options allows the adaptation to any requirement.

The benefits:

- ✔ Increased yields and an increase in the sowing quality as a result of the effective singling
- ✔ More adjustment comfort due to tool-free operation
- ✔ Higher flexibility due to the extensive range of optional equipment for the all-rounder coulter



Hydraulic coulters pressure **without** automatic system gives inconsistent placement depth



Hydraulic coulters pressure **with** automatic control for consistent placement depth

Different soil conditions – a uniform outcome with SmartForce

Simultaneous maintenance of a consistent placement depth and optimum embedment of the seeds ensures high field emergence and provides the basis for good a yield.

Maintaining a consistent placement depth on varying soils or conditions where there is uneven reconsolidation represents a particular challenge for both the machine and the operator.

AMAZONE offers the SmartForce automatic coulters pressure regulation system as an add-on to the hydraulic coulters pressure adjustment.

The particular feature with this system is that the driver does not need to stipulate the coulters pressure, but rather

they set the desired contact force on the terminal. This contact force is checked by measuring pins when in the field. If a deviation from the predefined contact force on the PreTeC mulch sowing unit is registered due to changing ground conditions, the SmartForce hydraulic system readjusts the coulters pressure accordingly. The correct contact force is precisely applied.

In this way, the coulters pressure is adapted to the differing ground conditions whilst on the move – uniform placement depths are thus reliably maintained under all ground conditions. This makes it easier for the driver and results in a more even field emergence.



The benefits:

- ✔ Uniform placement depth – regardless of any changes in soil conditions across the field
- ✔ Uniform plant population enables maximum yield potential by optimising the supply of light, water, carbon dioxide and nutrients to the individual plant

The measuring pin registers changes in the contact force when soils vary. The ISOBUS-controlled SmartForce system then automatically evens out these fluctuations. As a result, the placement depth remains the same under all soil conditions.

FerTeC fertiliser coulters

The high-performance fertiliser coulter



The robust FerTeC twin fertiliser coulter with leaf spring overload protection is suitable for both conventional and mulch seeding.



Precea 6000-2FCC with FerTeC twin HD fertiliser couler

Smooth-running, rugged and reliable

The high-performance double disc couler ensures clean, reliable placement. The double disc couler runs smoothly and deposits the fertiliser in front of the PreTeC sowing unit. The double disc couler is completely maintenance-free and fulfils the highest demands.

The benefits:

- ✔ Reduced soil throw ensures a very smooth running
- ✔ High service life taken from the rugged and proven large-area seed drills
- ✔ Stepless working depth adjustment
- ✔ Exchangeable protection plate

FerTeC twin HD fertiliser couler – with placement depth adjustment


The FerTeC twin HD fertiliser couler provides even more operational convenience. Initially, the relationship between the placement depth of the fertiliser and the placement depth of the seed is set just the once. The fertiliser couler is automatically adjusted for depth if the sowing depth is subsequently changed.

The benefits:

- ✔ Automatic placement depth of the fertiliser provides more comfort
- ✔ A more precise placement depth on heavy ground
- ✔ Short set-up times, since the couler pressure on the fertiliser couler is also applied on the seeding unit



FerTeC twin fertiliser couler with leaf spring overload protection
The placement depth is adjustable between 3 – 12 cm, and the maximum couler pressure is 80 kg



The FerTeC twin HD fertiliser couler with coupled overload protection
The placement depth is adjustable between 3 – 15 cm, and the maximum couler pressure is 200 kg

Spot-specific, under-root fertilisation

How FertiSpot works




Illustration of FerTeC twin fertiliser coulters with leaf spring overload protection and equipped with FertiSpot

How FertiSpot works

1. From the metering system, fertiliser continuously enters the top of the dosing chamber.
2. The fast-rotating portioning rotor is driven by its own motor matched to the speed of the singling unit. The fertiliser granules in the portioning chamber are collected and amalgamated during one revolution of the portioning rotor. A consolidated fertiliser portion is produced.
3. The fertiliser dose is placed precisely into the soil via the outlet of the dosing chamber via the conveying section, synchronised to the application of the seed.

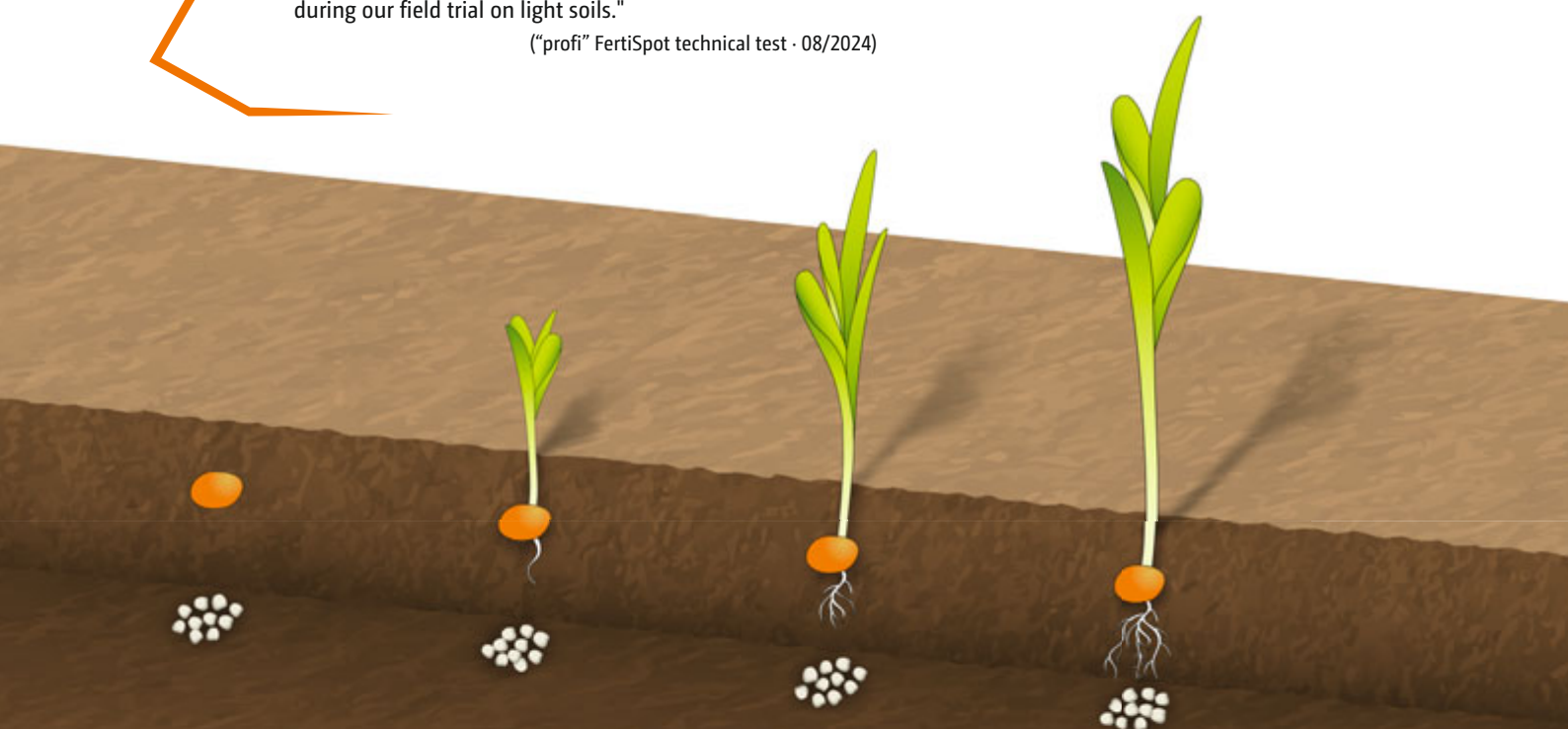
Spot-specific, under-root fertilisation

FertiSpot for the Precea takes under-root fertilisation to a new level of precision and efficiency.

With FertiSpot, the under-root fertiliser is deposited as a concentrated nutrient supply under the seed – exactly in the plant's future root zone. The young roots make optimum use of the fertiliser, since the fertiliser remains available for a longer period even under dry conditions. Inefficient fertilisation resulting from the leaching of the fertiliser in between the plants is prevented. This increases nutrient efficiency in comparison with fertiliser applied in a band.


Optimum early development of the plants with FertiSpot under-root fertilisation ensures good yields, especially during dry summers. The same level of yield from normal band fertiliser application is achieved – but by using up to 25% less fertiliser. Reducing the amount of fertiliser, whilst maintaining the same yield, increases profitability and improves working conditions in areas with higher nutrient requirements.

! "The synchronised placement made a good impression during our field trial on light soils."
 ("profi" FertiSpot technical test · 08/2024)

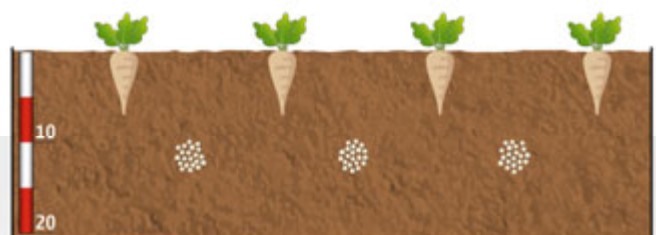


Same yield with 25% less fertiliser

The FertiSpot system – practical results



FertiSpot under-root fertilisation in maize for optimum nutrient uptake

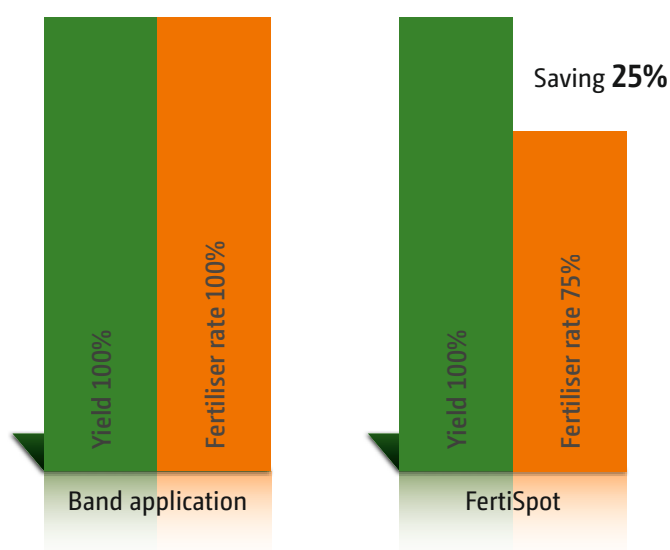


The placement position of the fertiliser dose can be adjusted to suit. For the more sensitive, finer roots of some crops, such as sugar beet, the fertiliser is deposited in the space between the plants

Same yield with a fertiliser saving of 25%

- ✔ Reduced fertiliser input – same early crop development and the same yield by the concentrated and precise nutrient placement
- ✔ Reduction in non-productive time due to fewer fill breaks and longer operating periods due to the lower application rate per hectare
- ✔ Protecting the environment by reducing the amount of fertiliser used
- ✔ Maintaining yields, especially during dry periods
- ✔ Available for fertiliser coulters with both leaf spring overload protection and coupled overload protection systems

PRACTICAL OPINION
FertiSpot



! "Great: both the air diffusers and the housing covers can be opened and removed without the need for tools."

("profi" FertiSpot technical test · 08/2024)

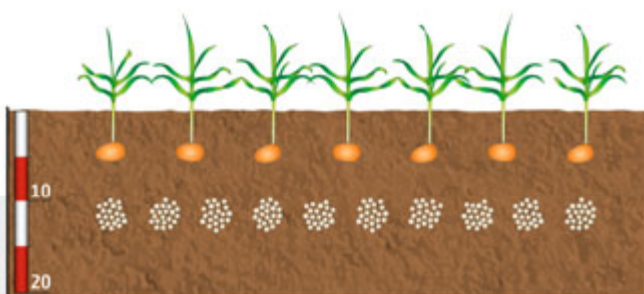
Yield of grain maize with the full fertiliser rate applied in a band or at a reduced fertiliser rate using FertiSpot in 2023

(adjusted, at 14% moisture content [dt/ha])


Band application of
fertiliser
(100%)

FertiSpot application
(75%)

The placement depth of the fertiliser is set mechanically on the implement, whilst the type and position of the fertiliser dose are simply set using the software in the ISOBUS operating terminal.



The placement of the concentrated fertiliser dose, as MultiSpot, prevents nutrient fixation in the soil for crops with a higher plant count per hectare and thus ensures better nutrient uptake



FertiSpot can also be used to apply under-root fertiliser in classic band application, if desired

Highest precision, even at low rates

Micro-granular applicator



1

The micro-granular applicator, with its 17 l tank capacity and 3 different metering rollers, provides pinpoint-accurate application for a variety of application materials. The micro-granular applicator can be used for applying micro-nutrients, insecticides, slug pellets, etc.

The micro-granules can be applied at various different points. The micro-granules are applied **1)** directly into the seed row together with the singled seeds or, alternatively **2)** above the closed furrow using a diffuser.

The entry point, being directly on the sowing unit, allows for incorporation of the delivery points into the automated part-width section control. The quantity applied can also be controlled using application maps.

The benefits:

- ✔ Flexibility of the application due to the different entry points
- ✔ Convenient operation due to full integration in the ISOBUS machine control
- ✔ Yield optimisation due to rate control using application maps
- ✔ Available in combination with the 55 l seed hopper



2



Simple filling of the hopper for micro-granules

Make the adjustment without the need for tools and get back seeding!

Operation and adjustment



Standard hydraulics or Comfort hydraulics

Depending on the choice made, the hydraulic system is available in two versions. There is the entry-level standard hydraulics, where every function has to be actuated from a spool valve on the tractor. For tractors with a limited number of spool valves, the Comfort hydraulics can be selected. Here the functions of wing folding and track marker folding can be combined into one spool valve via an electric changeover valve.

The following settings can be adjusted without tools:

1. Coulter pressure
2. Placement depth
3. Furrow closers
4. Press roller contact pressure
5. Pressing angle of press roller

PreTeC sowing units do not need lubrication points – this means improved performance and efficient work in the field!

❗ “The scales are directly embedded into the component and do not require adhesive labels – very elegant.”
 (“profi” – Driving report Precea 4500-2CC Super · 10/2019)

Hydraulic tramline offset

The flexible way to optimise yields for rigid and folding models

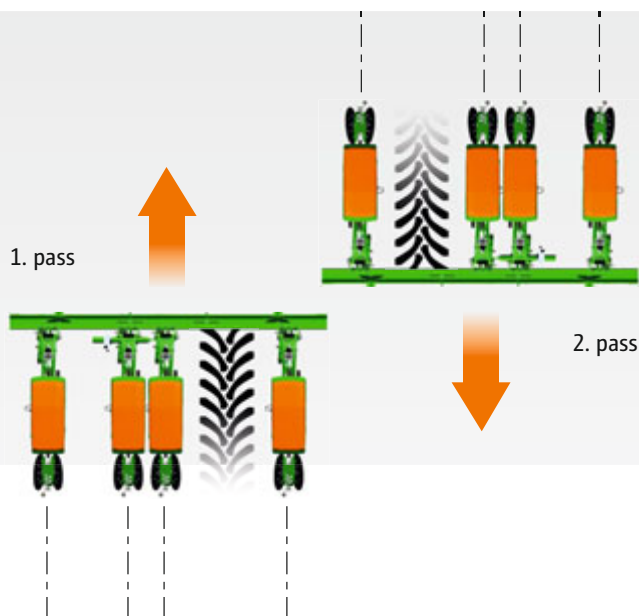


Tramline offset

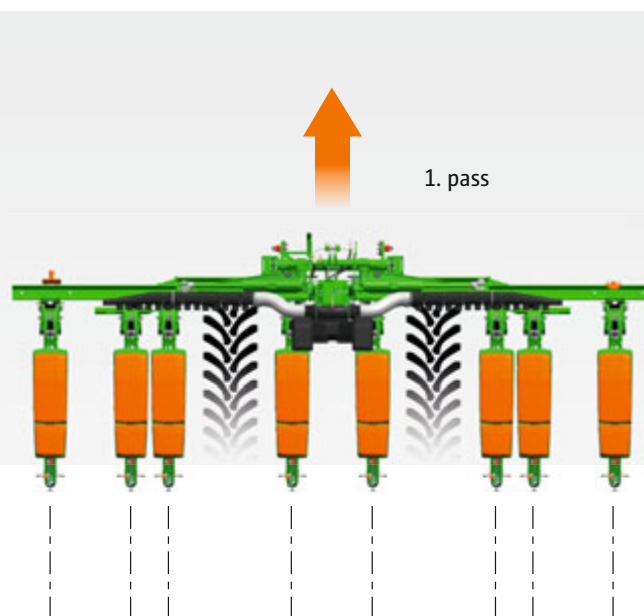
Wheelings in the field inevitably reduce the actual growing area for the crop. Although switching off the rows in the wheel marks saves on inputs such as seed and fertiliser, it reduces the seed rate and thus reduces the natural yield potential of the field. The tramline offset solves this problem, since the units in the affected rows are hydraulically moved to the side. This prevents the rows from being switched off and ensures that the seed density remains the same. Crop care machinery can drive through the crop without damaging the plants.

Creation of a tramline without row shut-off by offsetting the second sowing unit to the right.

1. The left-hand tramline was already created during the first pass.
2. The right-hand tramline is created during the second pass.



The asymmetric offset permits track widths up to 2.1 m



Symmetric tramline offset on the Precea 6000-2

Create tramlines easily – maintain yield potential

Many Precea models can be optionally equipped with a hydraulic tramline offset. When the seeder is tramlining, the PreTeC sowing units, including the fertiliser coulters, are hydraulically offset fully automatically without the sowing units being switched off. The seed rate per hectare therefore remains constant. As a result, row spacings of up to 115 cm are possible.

With symmetrical tramlines, the relevant sowing units are moved simultaneously and the tramlines are created in just a single pass. In the case of asymmetrical tramlines, only one track is created per pass by shifting the relevant sowing unit, and the tramline is completed in the second pass. The maximum offset distance of a unit is 400 mm. The offset travel can also be reduced if the entire width is not required due to track width or tyre size.



Large row spacing for creating a tramline by offsetting the unit

The advantages of the hydraulic tramline offset:

- ✔ Optimum yield potential since the seed rows do not need to be switched off, they are just offset
- ✔ Less stress for the driver by automatic detection and adaption to make the tramline
- ✔ Lack of plant damage during subsequent passes through the crop as a result of the generated tramline
- ✔ Optimum fertiliser supply since the fertiliser coulters and the singling unit are pushed across together

AmaTron 4 ISOBUS terminal

Full functionality



The AmaTron 4 ISOBUS operator terminal, developed in-house by AMAZONE, enables convenient tablet-style, touch-screen control of any ISOBUS-enabled agricultural machine. AmaTron 4 makes all ISOBUS functionality possible – with added convenience, user-friendliness and overviews. And yet: it performs even better in combination with AMAZONE agricultural machinery and guarantees full functionality when it comes to precision farming.



ROBUSTNESS

STURDY!

- ✔ Low-reflection, 8" display with waterproof and dustproof aluminium housing
- ✔ Rear-mounted hand rest for a secure grip



RELIABILITY

WELL THOUGHT THROUGH!

- ✔ Practical and clear menu navigation for simple and intuitive use
- ✔ Actuation via touch screen or soft keys
- ✔ Simple documentation and job management: work first – then save the data
- ✔ Optional software licences for maximising every opportunity in precision agriculture



COMFORT

COMFORT!

- ✔ App carousel for quick and easy navigation at the swipe of a finger
- ✔ Freely configurable status bar – the most important parameters available at a glance, all of the time
- ✔ The practical quick-start menu allows quick and easy import and export of job data

Extended functionality via licences	Functions in the AmaTron 4 for the Precea
GPS-Maps&Doc	<ul style="list-style-type: none"> • Inactive field boundaries and automatic field detection • Documentation via ISOBUS Task Controller or PDF export • Application maps in ISO-XML format and Shape file format • Online data exchange via the AmaTron Share App
GPS-Switch basic	<ul style="list-style-type: none"> • Section Control with up to 16 part-width sections • Virtual headland
GPS-Switch pro	<ul style="list-style-type: none"> • Auto-zoom, obstacle marking • MultiBoom – Section Control for up to 3 different materials
GPS-Track	<ul style="list-style-type: none"> • Optical parallel guidance aid • Various different track modes • ISOBUS Level 1 tramline control
AmaCam	<ul style="list-style-type: none"> • Display of a camera image on the AmaTron 4 including reverse detection
AmaTron Twin	<ul style="list-style-type: none"> • Display extension using the AmaTron Twin App

More comfortable machine operation

AmaTron Twin App – extended display for user-friendly operation

The AmaTron Twin App offers the driver even more comfort during work, as GPS functions in the map view can also be displayed on a tablet in parallel with the machine operation on the AmaTron 4.

Advantages of the AmaTron Twin display enhancement:

- ✔ Use of an existing mobile device
- ✔ Greater clarity – every application always in view
- ✔ Comfortable control of the GPS functions in the map view, in parallel, via the mobile device
- ✔ Clear, authentic representation of the working machine and its part-width sections



The AmaTron Twin App

AmaTron Share App for digital data transfer. Try it now!

The AmaTron Share App, which is connected to the AmaTron 4 via Wi-Fi, allows all data to be conveniently transferred online. For example, the App enables application maps to be easily sent from the office to the AmaTron 4 for completion. Job data can also be sent to customers or back to the office as PDF documentation via the cloud, email or messenger services such as WhatsApp after the job has been completed. This is user-friendly data management!



The AmaTron Share App



MultiFunctions with Precea – the multi-talent in precision agriculture

Good technology is the basis for high precision. However, only the interaction between an electrical control system that is equal to, and harmonised with it, allows for perfect precision. AMAZONE makes this perfection possible with an electronic solution that is harmonised for both the Precea and the AmaTron 4 – thus making the Precea multi-talented in precision farming.

MultiBin

By using up to 3 hoppers, several materials (1) seed and 2) fertiliser or additionally 3) micro-granules) can be applied simultaneously and flexibly. This saves on passes and increases fertiliser effectiveness through accurate under-root fertilisation.

- ✔ Multi-chamber system – individual seed hoppers, central hopper, front tank for fertiliser and optional hopper for micro-granules
- ✔ Flexible application of several different products



MultiMap

Seed, fertiliser and micro-granules can be applied to specific sections within a field, adapted to the different yield potential – independently of each other, based on up to 3 application maps with the GPS-Maps&Docs licence, using the AmaTron 4.

- ✔ Part-area, site specific application of each material
- ✔ Increases efficiency and exploitation of the natural yield potential





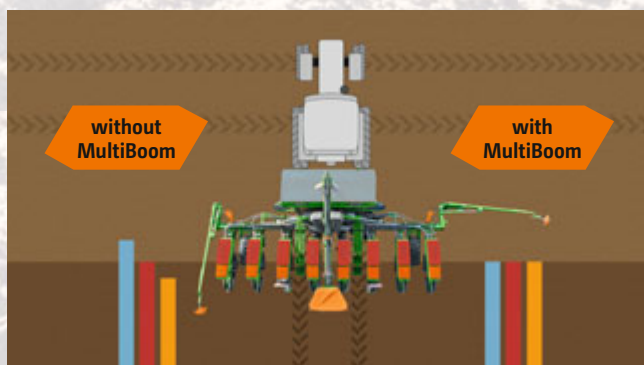
**IDEAS FOR
OUR FUTURE**

MultiBoom

Automatic, time-delayed switching, on or off, of the application of each medium via GPS-Switch pro with AmaTron 4 prevents overlapping or gaps on the headland.

- ✔ Individual shut-off times for each applied material
- ✔ Maximum precision on the headland for uniform crop growth

Switch times for 3 applied materials



MultiSwitch

In order to avoid over- and under-sowing in critical areas, each row can be switched on and off precisely using the single row shut-off in combination with the GPS-Switch basic software licence in the AmaTron 4 terminal – individually for seed, fertiliser, and micro-granules.

- ✔ Individual single row control for seed, fertiliser, and/or additional micro-granules
- ✔ Reduction in input costs



Customer testimonials for the Precea



Uwe Sachs, Germany Precea 6000-2FCC Super

“We opted for the front-rear combination because of the better weight distribution. The entire implement is very easy to operate; it only takes a few minutes to set everything up and you're ready to go. The SectionControl works brilliantly; the Precea switches off to the nearest centimetre, so it's absolutely top notch.”

Practical opinion by Uwe Sachs
QR code for the video



The correct row spacing, placement depth and grain size are checked by the AMAZONE multi-placement tester. Precision simply by reading off!



Jeremy Muret, France Precea 4500-2FCC Super, telescopic

You can switch simply from one crop to another. With the Precea, we have the necessary versatility, since the spacing can be quickly adjusted. In the morning, you can sow sunflowers with 50 cm row spacing, and in the afternoon, you can sow maize again with 80 cm row spacing.”

Practical opinion by Jeremy Muret
QR code for the video



Hermen-Christopher Meins, Germany Precea 6000-2FCC Super

“We have the option of using a three-level process. This means that we apply fertiliser, seed and micro-granules according to an application map, enabling us to meet the requirements of many of our customers.”

Practical opinion by
Hermen-Christopher Meins
QR code for the video



Agronomical benefits

Precea

The Precea perfected – save up to 30% on fertiliser and optimise growing space between plants through the combination of Section Control with single-row shut-off, FertiSpot, CurveControl and SynCrop.

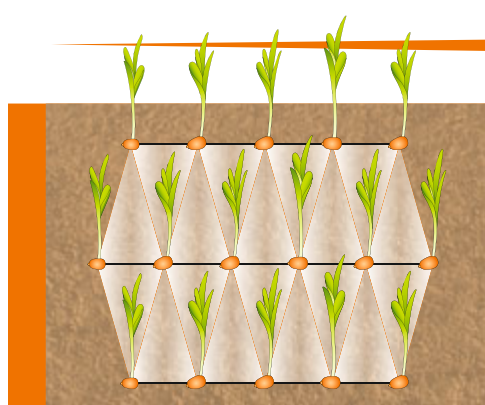
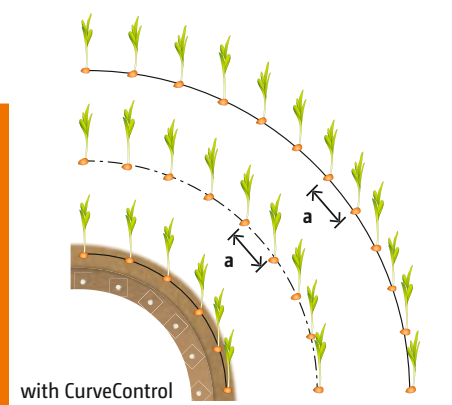
With the Precea and the combination of the Section Control, FertiSpot, CurveControl and SynCrop systems, precision farming is coming to the field. The Precea can apply fertiliser and other applied materials to specific areas using the Section Control in accordance with application maps. Different switch points for each applied material mean precision work right up to the last centimetre on the headland. In combination with the single row shut-off on each row, the application of fertiliser and seed on the headland or in wedge-shaped fields is perfected. The applied materials, such as fertiliser, are delivered precisely where they are needed, in the exact quantity required and adjusted to the soil type.

However, the FertiSpot system further increases the nutrient efficiency level for under-root fertilisation. Applying fertiliser as a concentrated dose along with each seed or as many small doses using MultiSpot instead of a continuous fertiliser band improves the plant's uptake of nutrients:

1. The fixation of nutrients in the soil occurs more slowly due to the concentration below the plant.
2. The nutrients are only placed in the root zone and not in the space between the plants where the nutrient supply cannot be used. Effective nutrient supply and the enhancement of seedling development through under-root fertilisation can be ensured by combining FertiSpot and Section Control with single row shut-off and can use up to 30% less fertiliser.

This new level of precision is also achieved when cornering thanks to the CurveControl system, which automatically maintains a constant spacing for the sown material.

The SynCrop software solution synchronises the placement points for seed and fertiliser across the rows. The application is made either in a triangular pattern or in parallel as a block pattern. The triangular arrangement maximises plant spacing and thus increases the available surface area per plant – for maximising the use of water, nutrients, light and carbon dioxide. In a rectangular formation, maintenance tasks such as hoeing can be carried out with maximum precision.



Maize planted in a triangular formation - the individual plants are offset in relation to the neighbouring row





EasyTram – tramlining via application maps

With the EasyTram on-line application, tramline systems can be planned in advance and automatically created during sowing using the application maps and single-row shut-off.



Double-shoot:
2 placement depths

Double-Shoot with the Precea:

- ✔ Deep fertiliser deposits extend the availability of that fertiliser
- ✔ Fertiliser can be placed between the rows
- ✔ Improved root development thanks to a starter dose of fertiliser



Triple-Shoot:
3 placement depths

Triple-Shoot with the Precea:

- ✔ Companion plants sown on the surface suppress the weeds

These illustrations apply to different combinations of seed and fertiliser and/or micro-granulate





**Precise placement of doses of fertiliser
under the seed with the FertiSpot**

The right one for every farm

Models and variants of the Precea

A seeder in a class of its own

With the Precea, AMAZONE offers a precision air seeder that meets the highest requirements. The new, high-performance centralised singling drive and the first-class PreTeC mulch seeding unit are perfectly matched. Both systems work almost independently of the speed and the field conditions. The high seed placement accuracy impresses from the first to the last grain. And so does the intuitive and comfortable operation of the precision air seeder.

The benefits:

- ✔ Accurate seed placement
- ✔ Excellent depth control with accurate sowing depth
- ✔ High work rates due to forward speeds of up to 15 km/h
- ✔ More comfort due to the very simple adjustment of the singling and the sowing units

Model	Frame execution and fertiliser equipment	Number of rows	Row width
Precea	rigid, mounted, with/without CC, with/without FTender	4–12	45–80
Precea-CC		4–12	45–80
Precea-FCC		4–12	45–80
Precea-A	rigid, harrow-mounted, with/without CC, with/without FTender	4–6	50–75
Precea-ACC		4–6	50–75
Precea-AFCC			
Precea-2	telescopic/folding, mounted, with/without CC, with/without FTender	7–12	45–90
Precea-2CC		7–12	60–90
Precea-2FCC		7–12	45–90
Precea-2A	Folding, harrow-mounted, with/without CC, with/without FTender	8	75
Precea-2AFCC			



45 to 90 cm



4 to 12 rows



55 or 70 l per row



Up to 15 km/h



Harrow-mounted Precea 3000-ACC with KG 3001 Special rotary cultivator

Precea – rigid, linkage-mounted

4 to 12 rows with rigid frame



The Precea 3000-CC in work

Precea 3000

The Precea 3000 is the compact, mounted, high-speed precision air seeder. A fertiliser application hopper is available as an option (CC models). Maximum flexibility is built-in as the number of rows and the row spacings can be changed.

Overview

Model	Number of rows	Row spacings
Precea 3000 (CC) Super	4, 5, 6	45 to 80 cm
Precea 3000-FCC Super	4, 5, 6	45 to 80 cm
Precea 3300 (CC) Super	5, 7	50 to 75 cm
Precea 4500 (CC) Super	5, 6, 7, 8	45 to 80 cm
Precea 6000 (CC) Super	8, 9, 12	45 to 80 cm

Precea 4500 and 6000 with rigid frame

As an alternative to the telescopic and folding frames, these models are also offered with a rigid frame. Row spacings from 45 to 80 cm are possible with this format. On the Precea 6000, the number of rows possible is between 8 and 12 and between 5 and 8 for the Precea 4500.



Precea 6000-CC with rigid frame

Precea – rigid, harrow-mounted

4 to 6 rows – 3 m wide frame

! "With the new Quick-Link system, Amazone has made it much easier to couple a mounted seed drill with a rotary harrow or rotary cultivator."
("profi" – Test drive Precea 3000-ACC Super- 01/2020)



The Precea 3000-ACC in operation with the KX rotary cultivator

Precea-A – precision sowing and seedbed preparation in just one pass!

The Precea-A harrow-mounted precision seeder can be optionally combined with a rotary cultivator, a rotary harrow or the CombiDisc compact disc harrow. Thanks to its combination with the soil tillage tool, this sowing combination provides perfect seedbed preparation and seeding in a single pass.

The QuickLink quick release coupling system – faster, simpler mounting and demounting

Thanks to the QuickLink quick release coupling system on the Precea-A, this precision air seeder can be easily and quickly linked to the various AMAZONE seedbed cultivators without the need for tools.

Precea 3000-AFCC with KG rotary cultivator

Overview

Model	Number of rows	Row spacings
Precea 3000-ACC Super	4, 5, 6	50 to 75 cm
Precea 3000-AFCC Super	4, 5, 6	50 to 75 cm



Precea – telescopic, linkage-mounted

6 or 7 rows – 4.8 m wide frame



The Precea 4500-2CC in work

Telescopic – row spacing adjustment in no time at all

The telescopic Precea stands for high flexibility. Row spacings can be changed in no time thanks to the telescopic frame design. There are three different telescopic frame options which enable different row spacings. All the models can also be configured with fertiliser application equipment. Furthermore, it is possible to combine the Precea 4500-2 with a mounted front hopper for fertiliser.

The benefits:

✔ Forward speed	up to 15 km/h
✔ Number of rows	6 or 7
✔ Row spacings	45 to 80 cm
✔ Fertiliser hopper	CC models 950 or 1,250 l FCC models 1,600 or 2,200 l



The Precea 4500-2CC with telescopic frame at full working width

Single and 2-stage telescopic function – transport width 3.3 m* or 3 m

AMAZONE offers two different frame options, one with single and one with 2-stage telescopic function. The frame with single-stage telescopic function is cheaper and has a transport width of 3.3 m*. The 2-stage telescopic frame has a transport width of 3 m. The unique bearing concept, with maintenance-free bearings, ensures a long service life and makes retracting and extending the frame particularly easy.

* Country-specific road traffic regulations apply and must be complied with, meaning that special approval may be required.

Detailed overview of the telescopic frames

Frame execution	Row spacing
Single-stage telescopic	60, 65, 70, 75, 80 cm
2-stage telescopic	60, 70, 75, 80 cm
Variable	45 to 75 cm or 50 to 80 cm



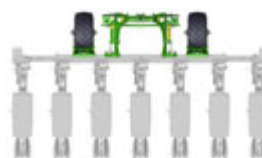
The Precea 4500-2CC with variable telescopic frame set for the narrower working width

Variable telescopic frame – telescopic precision

The variable telescopic frame allows flexible and convenient adjustment of the row spacing to suit different crops. Different row spacings are therefore a problem of the past. The Precea frame is limited just to the essentials. For example, the telescopic frame offers real operational comfort. Extend the frame at the press of a button quickly, reliably and conveniently either out or back in.

Different guide wheel options

The Precea 4500 and 4500-2 have two guide wheel options which can be mounted ahead of, or in between, the seeding units. Support wheels in front of the mounting frame offer the full spectrum of row spacing, however, the very compact option of between the seeding units impresses with a clearly reduced lifting power requirement.



7 rows thanks to the leading support wheels



6 rows, with support wheels between the rows

Folding linkage-mounted Precea

7 to 12 rows – 6.8 m wide frame



The Precea 6000-2CC in work

Folding – quick and precise

The Precea 6000-2 is a high-output precision air seeder on the three-point linkage. The machine can be supplied with a rear fertiliser hopper, as in the CC model, or with no fertiliser hopper. The number of sowing units can be easily changed thanks to the special folding frame. The model can also be equipped with a hydraulic tramline offset.

The benefits:

✔ Forward speed	up to 15 km/h
✔ Number of rows	7, 8, 9, 10, 11, 12
✔ Row spacings	45 to 90 cm, 60 to 90 cm with CC models
✔ Fertiliser hopper	950 or 1,250 l



With a transport width of 3 m, the folded Precea 6000-2CC is also safe and manoeuvrable on the road

The frame – hydraulic and quick folding

Equipped with its foldable frame, the Precea 6000-2 can be quickly and easily moved from work into the transport position. The high-output machine folds from a 6 m working width to a more manageable 3 m transport width at the touch of a button.

The benefits:

- ✔ Transport width 3 m
- ✔ Transport height of less than 4 m
- ✔ Low lifting power requirement due to a short and compact design
- ✔ Excellent accessibility of the seed hoppers



Detailed overview of the models

Model	Number of rows
Precea 6000-2	7, 8, 9, 10, 11, 12
Precea 6000-2CC	7, 8, 9



Folding process of the Precea 6000-2CC with 8 rows

Precea - folding, linkage-mounted with mounted front hopper

7 to 12 rows – 6.8 m wide frame




The Precea 6000-2FCC in work with 9 rows

Front/rear combination – manoeuvrability combined with maximum performance


The Precea 6000-2FCC model comes with the new FTender mounted front hopper for maximum fertilisation efficiency. Capacities of either 1,600 l or 2,200 l result in less downtime and therefore higher outputs. The weight distribution on the tractor is even better thanks to the combination of front and rear mounting.

The benefits:

✔ Forward speed	up to 15 km/h
✔ Number of rows	7, 8, 9, 10, 11, 12
✔ Row spacings	45 to 90 cm
✔ Fertiliser hopper	1,600 or 2,200 l



The Precea 6000-2FCC folded out with 12 rows



The Precea 6000-2FCC folded out with 8 rows

The support wheels – in front of, or in the folding frame

The Precea 6000-2FCC can be equipped with a choice of two different support wheels. This ensures the perfect configuration for any farm.

The support wheels in front of the frame allow row spacings from 45 to 90 cm. Up to 12 sowing units can be installed due to the narrower row spacing.

The support wheels in the frame enable row spacings from 65 to 80 cm. The machine remains very short and compact.

The frame – flexible and fast

Also equipped with a folding frame, the Precea 6000-2FCC can be quickly and easily moved from work into the transport position. In this respect, the centre joint is designed in such a way that row spacing and number of rows can be changed in a short time with little effort.



The Precea 6000-2FCC folded out with 12 rows



The Precea 6000-2FCC with 9 rows folded for road transport

Precea – folding, harrow-mounted seed drill with mounted front hopper

8 rows – 6 m wide frame



The Precea 4500-2AFCC in work with 6 rows

Front/rear combination with active soil tillage – everything in a single pass

The rotary cultivator and precision air seeder combination provides the highest possible performance. The active soil tillage tool upfront means that a pass can be completely dispensed with. FTender capacities of either 1,600 l or 2,200 l mean less downtime and higher output. The weight distribution on the tractor is even better thanks to the combination of front and rear mounting.

The benefits:

✔ Forward speed	up to 12 km/h
✔ Number of rows	6 or 8
✔ Row spacings	75 cm
✔ Fertiliser hopper	1,600 or 2,200 l



Precea 6000-2AFCC with KG 6002-2 rotary cultivator and FTender 2200

KG 6002-2 rotary cultivator "The folding flagship"

The KG 6002-2 folding rotary cultivator, with its 6 m working width, is particularly impressive with its high work rates. The Cultimix system provides the rotary cultivator with a high clearance and unbeatable robustness. Thanks to its hydraulic folding, the KG 6002-2 is also safe on the road with a transport width of just 3 m.

A perfect seedbed

The KG 6002-2 folding rotary cultivator not only stands out as a result of its high work rate potential but also because of that perfect seedbed. The 20 tine carriers provide an intensive mixing of the soil. Harvest residues are thoroughly incorporated in the soil when mulch sowing. The tines pull themselves into the soil without any problem and reliably maintain the working depth, even under the toughest of conditions. The spring-loaded side plates retain the soil in the machine.

Interchangeable rear seed rail – singling units or sowing coulters

The rotary cultivator and the Precea seed rail can be very easily separated to allow the rotary cultivator to be flexibly used elsewhere. The entire seeder rail can be demounted in a short time. This also enables the rotary cultivator to be

combined with the Avant 02 seed rail. As an alternative, the rotary cultivator can also be used on its own for seedbed preparation.




Avant 6002-2 with KG 6002-2 Super



Precea 6000-2AFCC with KG 6002-2 Super

Options for every application



The LED work lights provide good illumination in the dark

LED work lights – night becomes day

Optional work lights on the seed hopper provide excellent visibility for the operator at night. By pivoting the LED lights, the working area to the side and behind the seed drill combination can be optimally lit.

Road lighting kit

The lighting for road use complies with the legal safety requirements. As an option, the Precea can be equipped with LED road traffic lights. Internal hopper lighting is also available.

Frame ballasting

The optional frame ballasting system allows stepless weight transfer from the tractor cab. Up to 600 kg is available when the machine is almost empty to ensure that the coulters can maintain that first-class work. The frame ballasting is especially recommended for use alongside hydraulic coulters pressure adjustment.



HD tractor wheel mark eradicators

The optional HD tractor wheel track eradicators with narrow shares, diamond shares and wing shares are useful for when being used on compaction-sensitive soils and at a reduced working depth. Overload protection ensures a constant trip force in all positions.

The benefits:

- ✔ Intense loosening directly behind the tractor track
- ✔ High flexibility with 3 different point options
- ✔ Vertically and horizontally adjustable



Narrow share, diamond share and wing share



Tractor wheel track eradicators for loosening compacted wheel marks



Precea in work with tractor wheel mark eradicators

Optional equipment for complete versatility

Front packer, filling auger, cyclone separator



The FTender can be easily combined with many AMAZONE implements as well as those from other manufacturers



FTender with T-Pack F front tyre packer with optional parking rollers and optional air intake sieve



A filling auger with a folding reception hopper is available as an option for the FTender 1600. This allows easy filling direct from a trailer. The filling auger is securely closed with a lid in the transport position.



- ! "The front packer can also be conveniently locked in the upper position and so the tank can be lowered another 25 cm for a better view of the road – nice."
 ("profi" – Driving report "Everything for TwinTeC" · 1/2021)

T-Pack F front tyre packer – reconsolidation between the tractor wheels

AMAZONE also offers the FTender with the T-Pack F front tyre packer as an option. The FTender with a front tyre packer with passive steering shows its strengths as a seed hopper during sowing and ensures good reconsolidation between the tractor wheels.

Advantages of the T-Pack F front tyre packer:

- ✔ Good reconsolidation between the tractor wheels
- ✔ No restrictions in the field of view at the front thanks to the integrated raised transport position
- ✔ Load relieved from the front axle of the tractor during sowing
- ✔ Additional ballasting possible
- ✔ Simple and safe uncoupling of the front tyre packer allows solo operation

DLG-certified camera

The optional camera system on the FTender front tank provides additional safety at the front in cross-traffic when faced with driving situations with restricted visibility. The certification of the system for the FTender 1600 by the DLG (German Agricultural Society) allows farmers to dispense with an escort. The high-resolution, anti-glare monitor is backlit and shows the left and right camera images simultaneously. A reversing camera can also be linked to the monitor.

This means that the Precea with FTender 1600 can be used very flexibly and economically with just a single driver.*

The camera system without DLG certification still requires an escort.

Optimum field of view

The extremely compact design of the FTender allows comfortable handling of the large mounted front hopper. Even the front tyre packer is integrated in such a way that its transport position does not restrict the field of view.



*Please observe valid, country-specific legislation!

Pinpoint solution!

FT-P autonomous front tank and liquid fertiliser kit



Testimonial from Lars Eikelboom! QR code for the video

FT-P 1502 autonomous front tank

The FT-P 1502 front tank is the ideal partner for any simultaneous machine operation with liquid products. These include hoes with band sprayers, seed drills with liquid fertiliser equipment and many others.

Large tank and high-capacity pump

The self-contained FT-P 1502 front tank with a nominal volume of 1,500 l (actual volume 1,660 l) is equipped with a hydraulically-driven, 180 l/min piston diaphragm pump. The oil requirement for the pump drive is 35 l/min.

Part-width valve chest interface

A part-width valve chest with 2 to 6 part-width sections can be fixed on to any connected implement. The attached implement can be disconnected via a joining socket on the front of the valve chest leaving the part-width valve chest fixed to the machine. The valve always remains with the implement when the implement is changed. The working spectrum of the FT-P 1502 front tank covers an application rate of 5 to 100 l/min at a working pressure of 2.0 to 8.0 bar.

Liquid fertiliser kit

AMAZONE offers liquid fertiliser equipment for the Precea, in order to apply liquid fertiliser when sowing maize. The equipment consists of a rotatable aperture for the quick changeover to a different size, pipe routing to the fertiliser coulters and an injection jet in the fertiliser coulters.



FT-P 1502 autonomous front tank



Liquid fertiliser kit on the FerTeC Twin fertiliser coulters







AMAZONE
Precision 4800-80
Super

The original is simply better

AMAZONE service and quality



Experience that pays off. That's why AMAZONE guarantees you the highest quality thanks to a very high level of vertical integration within its own factories in Europe – and it has been doing so for more than 140 years. The original is simply better.

In most cases, things need to happen very quickly, especially when time is tight for optimum sowing. That is why AMAZONE offers a first-class parts service with genuine parts that are precisely matched to your machine. So your machine is always ready for use – quality parts and available worldwide.



The Global Parts Centre in Tecklenburg-Leeden in Germany is the base for our worldwide parts logistics system. This ensures the optimum availability of parts, even for older machines. Whenever you need us, the AMAZONE service team is there for you, supported by a network of competent and highly trained sales partners and service technicians.

AMAZONE also offers an intensive introduction to the operation and handling of your new machine on your farm by a trained member of the AMAZONE team. Alternatively, you can use "SmartLearning" – AMAZONE's interactive driver training – to familiarise yourself with the machine's operation before using it for the first time.

Precise sowing from the very first metre.

The advantages of original spare parts and wearing metal:

- ✔ Quality, reliability and performance
- ✔ Immediate availability, even for older machines
- ✔ Higher resale value of your used machine



myAMAZONE

for more performance



Register now

www.amazone.net/myamazone



WARRANTY

» Register now and apply for a 24 month manufacturer guarantee!

- ✔ Extend the protection offered for your machine with a 24 month manufacturer guarantee.
- » The extended guarantee can be applied for within the contractual warranty period of 12 months after initial installation.

NEW



PARTS

» Parts – find the right parts for your machine even more easily now!

- ✔ The right parts list for your machine with just one click.
- ✔ Identify the correct part from the exploded views in a trice.
- ✔ Create a shopping basket and send it to your service partner.



ADJUSTMENT AND
OPERATION

» Now enter the machine number and see at a glance all the relevant information to help get the maximum performance from your machine

- ✔ Season start and commissioning
- ✔ Adjustment and operation
- ✔ Parts lists and operating instructions
- ✔ Maintenance and storage

Technical data: Precea precision air seeder



Model	Precea 3000	Precea 3000-CC	Precea 3000-FCC	Precea 3300	Precea 3300-CC	Precea 3300-FCC
Level of equipment	Super	Super	Super	Super	Super	Super
Frame execution	rigid	rigid	rigid + FTender	rigid	rigid	rigid + FTender
Working width (m)	2.70–3.80			3.80		
Number of sowing units	4, 5, 6			5, 7		
Possible row spacing (cm)	45, 50, 60, 65, 70, 75, 80			50, 70, 75		
Transport width (m) on 75 cm row spacing	3.00–3.30			3.30		
Transport length from (m)	2.00					
Operational speed (km/h)	3–15					
Fertiliser hopper capacity (l)	–	950 / 1,250	1,600 / 2,200	–	950 / 1,250	1,600 / 2,200
Seed hopper capacity (l)	55 / 70					

Model	Precea 4500	Precea 4500-CC	Precea 4500-FCC	Precea 6000	Precea 6000-CC	Precea 6000-FCC
Level of equipment	Super	Super	Super	Super	Super	Super
Frame execution	rigid	rigid	rigid + FTender	rigid	rigid	rigid + FTender
Working width (m)	3.60–4.80			5.40–6.20		
Number of sowing units	6, 7, 8			8, 9, 12		
Possible row spacing (cm)	45, 50, 60, 65, 70, 75, 80			45, 50, 60, 65, 70, 75, 80		
Transport width (m) on 75 cm row spacing	4.00			6.20		
Transport length from (m)	2.00					
Operational speed (km/h)	3–15					
Fertiliser hopper capacity (l)	–	950 / 1,250	1,600 / 2,200	–	950 / 1,250	1,600 / 2,200
Seed hopper capacity (l)	55 / 70					

Illustrations, content and technical data are not binding and may differ depending on the level of equipment. Country-specific road traffic regulations apply and must be complied with, meaning that special approval may be required. The permissible axle loads and total weights of the tractor should be checked. Not all the listed combination options are possible with all tractor manufacturers.

Technical data: Precea precision air seeder

Model	Precea 3000-A	Precea 3000-ACC	Precea 3000-AFCC
Level of equipment	Super	Super	Super
Frame execution	mounted	mounted	mounted + FTender
Working width (m)	2.70 – 3.00		
Number of sowing units	4, 5, 6		
Possible row spacing (cm)	50, 60, 70, 75		
Transport width (m) on 75 cm row spacing	3.00		
Transport length from (m)	3.05		
Operational speed (km/h)	3 – 12		
Fertiliser hopper capacity (l)	–	950 / 1,250	1,600 / 2,200
Seed hopper capacity (l)	55 / 70		

Model	Precea 4500-2			Precea 4500-2CC			Precea 4500-2FCC		
Level of equipment	Super			Super			Super		
Frame execution	telescopic			telescopic			telescopic		
	Single-stage	2-stage	variable	Single-stage	2-stage	variable	Single-stage	2-stage	variable
Working width (m)	3.60 – 4.80	4.20 – 4.80	2.70 – 4.80	3.60 – 4.80	4.20 – 4.80	2.70 – 4.80	3.60 – 4.80	4.20 – 4.80	2.70 – 4.80
Number of sowing units	6, 7								
Possible row spacing (cm)	60, 65, 70, 75, 80	60, 70, 75, 80	45 – 80	60, 65, 70, 75, 80	60, 70, 75, 80	45 – 80	60, 65, 70, 75, 80	60, 70, 75, 80	45 – 80
Transport width (m) on 75 cm row spacing	3.30	3.00		3.30	3.00		3.30	3.00	
Transport length from (m)	2.00		2.30	2.00		2.30	2.00		2.30
Operational speed (km/h)	3 – 15								
Fertiliser hopper capacity (l)	–			950 / 1,250			1,600 / 2,200		
Seed hopper capacity (l)	55 / 70								

Illustrations, content and technical data are not binding and may differ depending on the level of equipment. Country-specific road traffic regulations apply and must be complied with, meaning that special approval may be required. The permissible axle loads and total weights of the tractor should be checked. Not all the listed combination options are possible with all tractor manufacturers.



Model	Precea 6000-2	Precea 6000-2CC	Precea 6000-2FCC
Level of equipment	Super	Super	Super
Frame execution	folding	folding	folding + FTender
Working width (m)	5.40–6.80		
Number of sowing units	7, 8, 9, 10, 11, 12	7, 8, 9	7, 8, 9, 10, 11, 12
Possible row spacing (cm)	45, 50, 60, 65, 70, 75, 80, 90	60, 70, 75, 80, 90	45, 50, 60, 65, 70, 75, 80, 90
Transport width (m) on 75 cm row spacing	3.00		
Transport length from (m)	2.30		
Operational speed (km/h)	3–15		
Fertiliser hopper capacity (l)	–	950 / 1,250	1,600 / 2,200
Seed hopper capacity (l)	55 / 70		

Model	Precea 4500-2A	Precea 4500-2AFCC	Precea 6000-2A	Precea 6000-2AFCC
Level of equipment	Super	Super	Super	Super
Frame execution	folding + mounted	folding + mounted + FTender	folding + mounted	folding + mounted + FTender
Working width (m)	4.50		6.00	
Number of sowing units	6		8	
Possible row spacing (cm)	75			
Transport width (m) on 75 cm row spacing	3.30 (mechanical coulter pressure), 3.00 (hydraulic coulter pressure)		3.00–3.30	
Transport length from (m)	3.25		3.21	
Operational speed (km/h)	3–12			
Fertiliser hopper capacity (l)	–	2,200	–	2,200
Seed hopper capacity (l)	55 / 70			

Illustrations, content and technical data are not binding and may differ depending on the level of equipment. Country-specific road traffic regulations apply and must be complied with, meaning that special approval may be required. The permissible axle loads and total weights of the tractor should be checked. Not all the listed combination options are possible with all tractor manufacturers.



AMAZONE



Illustrations, content and technical data are not binding and may differ depending on the level of equipment. Country-specific road traffic regulations apply and must be complied with, meaning that special approval may be required. The permissible axle loads and total weights of the tractor should be checked. Not all the listed combination options are possible with all tractor manufacturers.



AMAZONEN-WERKE H. DREYER SE & Co. KG

P. O. Box 51 · 49202 Hasbergen-Gaste/Germany

Phone +49 (0)5405 501-0 · Fax +49 (0)5405 501-193