AMAZONE

Trailed cultivator drill **Cirrus**



Cirrus trailed cultivator drill

More than just sowing – flexible, efficient and precise



The Cirrus trailed cultivator drill is a pneumatic seed drill which is characterised by its superb precise performance; both in conventional, mulch, and direct sowing. In working widths from 3 m to 6 m and hopper sizes from 3,000 l to 4,000 l, the Cirrus range is highly efficient. Due to the flexibility and different conveying system concepts, the Cirrus offers the right solution for any farm, from compact sowing combinations to large-scale seed drills. The Cirrus Grand is available for even wider working widths of 8 to 9 m and hopper capacities of up to 5,900 l. Further information can be found in the Cirrus Grand brochure.



	Page
The advantages at a glance	4
The concept	6
The models	8
The technology | Hopper	10
Cirrus 3003 Compact	12
Cirrus 4003, 4003-2 and 6003-2	14
Cirrus-C and Cirrus-CC	16
The technology | Establishment systems	18
The technology | Metering	20
The technology | Pre-running tools	24
The technology | Pre-running tools and packers	26
The technology | Disc elements	28
The technology | Reconsolidation	32
The technology | RoTeC pro single disc coulter	34
The technology | TwinTeC plus double disc coulter	36
Automatic coulter pressure regulation	38
The technology | Following harrows	40
The technology | GreenDrill	42
ISOBUS	44
ISOBUS | AmaTron 4 | AmaTron Twin	46
ISOBUS | GPS-Maps & Doc | GPS-Track | AmaCam | AmaTron Share	48
ISOBUS | GPS-Switch	50
Cut 'n' Sow with TopCut and Cirrus	52
AMAZONE service	54
Technical data	58

Cirrus trailed seed drill



3 to 6 m

12.5 or 16.6 cm

3,000 to 4,000 l

up to 20 km/h



The advantages at a glance:

- Sowing without limits – drilling seed and fertiliser using a choice of Single-Shoot, Double-Shoot and Triple-Shoot systems
- The right coulter for every application – TwinTeC plus double disc coulter or the RoTeC pro single disc coulter
- Comfortable and precise calibration thanks to the TwinTerminal
- Maximum precision thanks to AutoPoint, the automatic determination of the conveying time for different seed types from the metering unit to the sowing coulter
- Extensive selection of pre-running tools – 4 different discs and several other pre-running elements
- Water-conserving operation thanks to Minimum TillDisc
- Matrix tyres for safe road transport at speeds up to 40 km/h and stripwise reconsolidation

MORE INFORMATION

www.amazone.net/cirrus

PRODUCT FILM
Find out more

SMARTLEARNING
www.amazone.net/smartlearning

The Cirrus concept

1. Single-chamber hopper and twin-chamber pressurised hopper and optional additional GreenDrill, as well as either the single or double conveying systems for innovative establishment methods in Single-Shoot, Double-Shoot and Triple-Shoot.



2. Maximum flexibility and manoeuvrability with the telescopic drawbar.

3. Highly flexible leading tool options with a choice of tractor wheel mark eradicators, Crushboard or Knife roller, front tyre packer and the disc element with coarse or fine serrated, or smooth discs, as well as Minimum TillDisc for an optimum seedbed generation. Can be used as a solo seed drill without the disc element.

Perfect agronomic and economic solutions!

4. Precise, segmented distributor head for accurate sowing in wedged-shaped fields and on headlands via the electric half-side shut-off and GPS-Switch with AutoPoint and tram-line width and track width to suit.



5. Perfect seedbed with strip-wise reconsolidation thanks to the Matrix tyres.

6. Universal RoTeC pro single disc coulter with row spacings of 12.5 cm and 16.6 cm and the high-performance Twin-TeC plus double disc coulter on row spacings of 12.5 cm and 16.6 cm for precise seed placement and uniform crops.

Cirrus – the models

Cirrus Compact with single-chamber hopper

Model	Working width
Cirrus 3003 Compact (rigid)	3.0 m



- Single-chamber hopper for seed, 3,000 l capacity

Cirrus with single-chamber hopper

Model	Working width
Cirrus 4003 (rigid)	4.0 m
Cirrus 4003-2 (folding)	4.0 m
Cirrus 6003-2 (folding)	6.0 m



- Single-chamber hopper for seed, 3,600 l capacity



Cirrus 6003-2



Cirrus-C with twin-chamber pressurised hopper and single conveying system – Single-Shoot

Model	Working width
Cirrus 4003-C (rigid)	4.0 m
Cirrus 4003-2C (folding)	4.0 m
Cirrus 6003-2C (folding)	6.0 m

- Twin-chamber pressurised hopper for seed and fertiliser with a capacity of 4,000 l



Cirrus-CC with twin-chamber pressurised hopper and double conveying system – Double-Shoot

Model	Working width
Cirrus 4003-CC (rigid)	4.0 m
Cirrus 4003-2CC (folding)	4.0 m
Cirrus 6003-2CC (folding)	6.0 m

- Twin-chamber pressurised hopper for seed and fertiliser with a capacity of 4,000 l

GreenDrill 501 with third conveying system for Triple-Shoot

Hopper

Good line of sight in the field and on the road



Advantages of the Cirrus hopper

- Good accessibility via the front ladder or lateral loading board
- Favourable centre of gravity and narrow hopper for good all-round visibility
- Steep hopper walls for low residual volumes
- Quick-emptying device for fast seed changeover



Hopper with roll-over cover and injector conveyor section



Twin outlet pressurised hopper

Single-chamber hopper with injector conveyor section

The single-chamber hopper has a capacity of 3,600 l. Thanks to this large hopper, refill times are kept to a minimum. A roll-over cover provides secure and rapid closure. This variant makes for a simple set-up which is suitable for sowing one type of seed.

Twin outlet pressurised hopper

The twin outlet pressurised hopper differs due to its divided hopper. Two different materials can be metered from this split hopper. The flexibly usable hopper with a capacity of 4,000 l can be used solely for seed or also in combination with fertiliser or different seed types.

Comfortable filling

Steps ease climbing up and the safe loading platform with railing facilitates access to the seed hopper. The hopper can be easily filled from small bags and big bags or via a filling auger on a trailer or a loading shovel.

Filling auger

The optional, hydraulically swivelling filling auger provides a convenient solution for quickly filling the folding Cirrus models. Easy swivelling of the filling auger allows for convenient loading from a trailer. The filling auger can be combined with all other equipment and still allows for a good visibility during manoeuvring due to the arrangement of the auger on the left side.





Folding models can be folded on one side and so can easily be filled, even using smaller loaders.

Cirrus Compact

The easily manoeuvrable trailed cultivator drills with single-chamber hopper



Cirrus 3003 Compact

“The machine is a joy to use due to its compactness and easy operation!”

(Michael Hantelmann, farmer · 08/2021)

Testimonial from Michael Hantelmann
QR code for the video

Cirrus 3003 Compact
Compact, easily manoeuvrable, quick!

The Cirrus Compact models offer an attractive option for smaller fields. With a 550 mm shorter axle position than on the wider Cirrus drills and in conjunction with its lower link mounting, tremendous manoeuvrability is achieved. So excellent work rates are possible, even on tight headlands. With its 3,000 l hopper capacity and a maximum speed of 40 km/h, the Cirrus Compact is ideal for farms which do not have any facility for in-field filling. Depending on the relevant national traffic road regulations, the Cirrus is available with an unbraked axle, with a pneumatic braking system, single-circuit braking system or dual-circuit braking system.



Cirrus

High performance with a single-chamber hopper



Cirrus 6003-2 with TwinTeC plus





The Cirrus 4003 from above

Cirrus 4003 and 4003-2 Compact, fast, universal

The Cirrus trailed cultivator drill, in a working width of 4 m, is available in either rigid or folding versions. The folding version folds down to a transport width of 3 m for road transport.

Cirrus principle

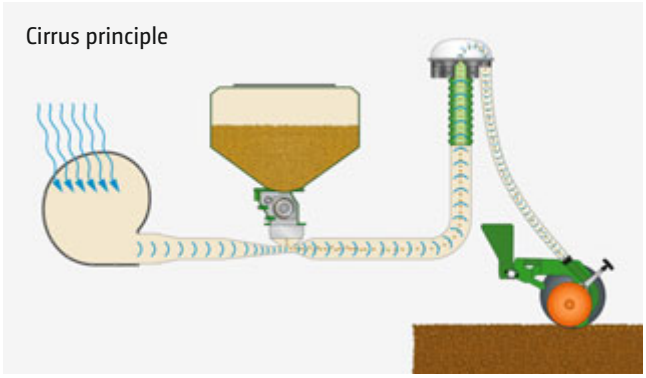

Single-tip seed hopper for seed only

Cirrus 6003-2 for higher work rates

AMAZONE offers the folding Cirrus 6003-2 in a working width of 6 m for higher work rates and larger farms.

Cirrus with a single-tip seed hopper

AMAZONE offers the Cirrus 4003, 4003- 2 and 6003-2 with a hopper capacity of 3,600 l for simple and effective sowing of just one seed type.



The Cirrus 6003-2 with single-tip seed hopper

"I'd recommend the machine to other farmers! It's very easy to pull and very easy to adjust in comparison to other machines!"
(Andreas Benke, farmer · 08/2021)

Testimonial from Andreas Benke
QR code for the video

Cirrus-C

With twin outlet pressurised hopper and a single placement point – Single-Shoot



The Cirrus 6003-C in operation

The Cirrus-C system

In addition to the single-tip, open hopper version of the Cirrus, the Cirrus-C offers an advanced solution with a twin-chamber pressurised hopper and an integrated conveyor section. If, for example, fertiliser is to be applied in addition to seed, the Cirrus-C, in working widths of 4 to 6 m, enables two different materials to be metered simultaneously. In this case, the drills can sow either a second crop or fertiliser directly with the seed into the same seed row using the Single-Shoot method. The Cirrus-C hopper has a capacity of 4,000 l and is split in the ratio of 40:60.

Cirrus-C principle

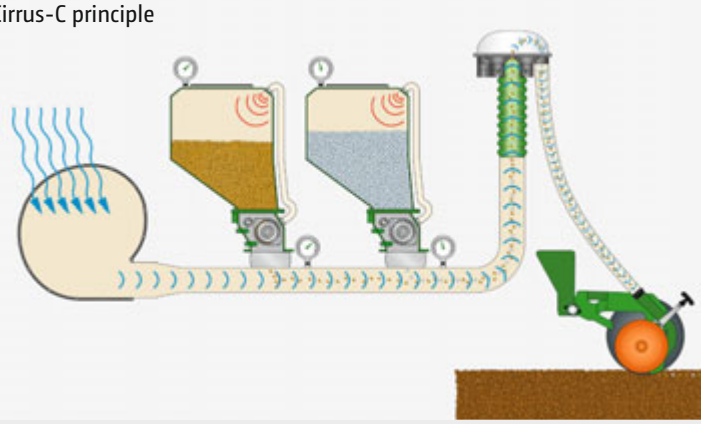

Twin-chamber pressurised hopper for seed and fertiliser

See more:
Cirrus 6003-2CC with Minimum TillDisc and GreenDrill 501 in action

Cirrus-CC

With the twin-chamber pressurised hopper and up to 3 placement points – Double-Shoot or Triple-Shoot



Cirrus 6003-2 CC in conjunction with the GreenDrill 501

The Cirrus-CC system

With the Cirrus-CC, AMAZONE has extended the Cirrus range with an additional variant, featuring an innovative conveyor concept for applying 2 different materials. Thanks to the versatile combination options of the conveyor sections, the Cirrus-CC offers the user a wide range of possibilities for modern agronomical practices.

Like the Cirrus-C, the Cirrus-CC also has a twin-chamber pressurised hopper with a total capacity of 4,000 l.

In addition, it is equipped with a separate distributor head and the FerTeC single-disc coulter. This allows a wide variety of different establishment methods to be implemented – from classic simple sowing to Double-Shoot applications with simultaneous Single-Shoot application.

In conjunction with the mounted GreenDrill 501, simultaneous sowing of a third component is even possible – the so-called Triple-Shoot method.

FerTeC coulter

Thanks to the additional FerTeC single-disc coulter, positioned in front of the tyre packer, the Cirrus-CC 2 allows you to meter and deliver the applied material separately.

For example, fertiliser can be applied at the same time as the seed – a decisive advantage for promoting early plant development.

Cirrus-CC – sowing without limits

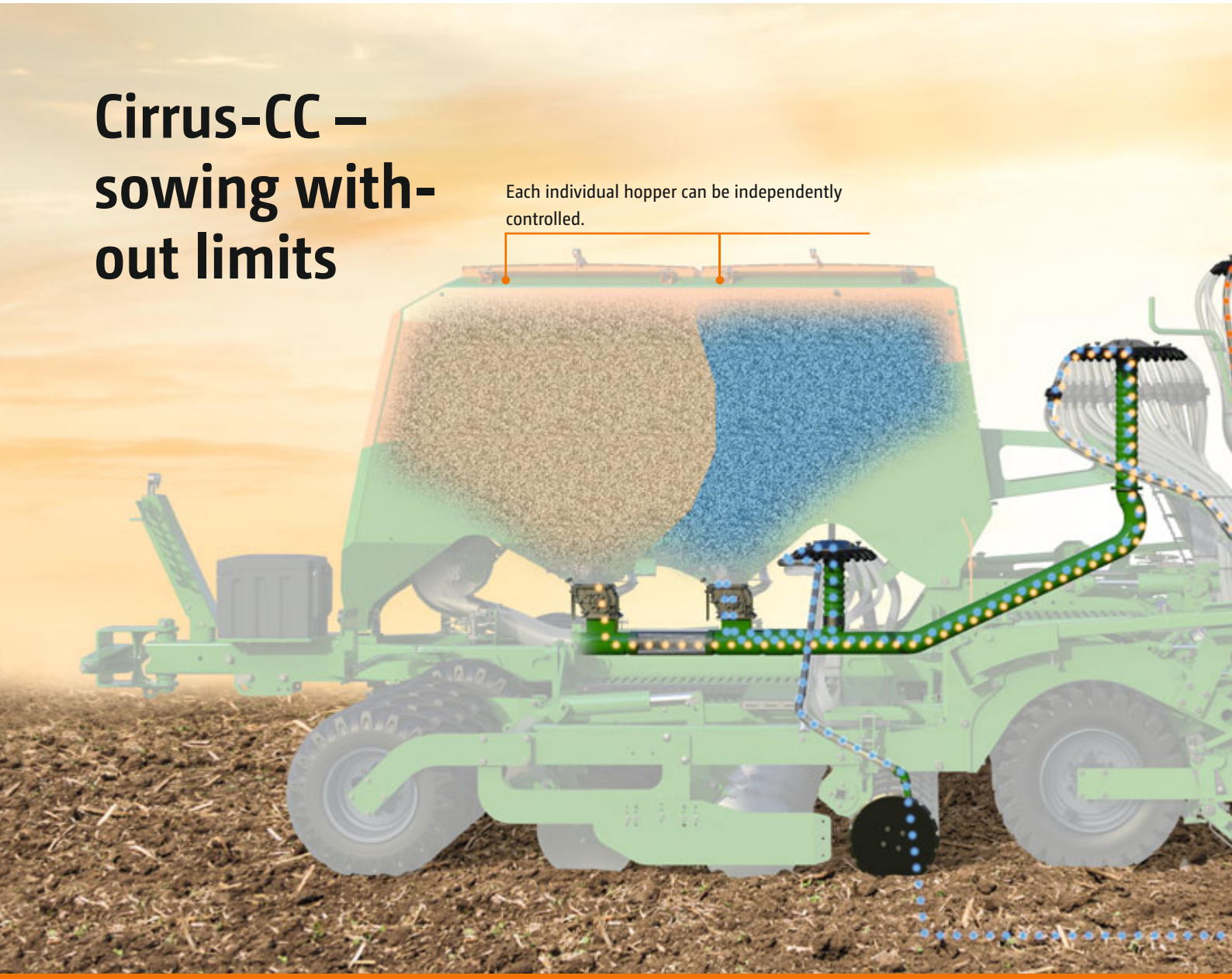

A wide variety of agronomic methods are easy to implement with the Cirrus

- **Single-Shoot:** via the sowing coulter
- **Double-Shoot:** via the sowing coulter and fertiliser coulter or GreenDrill, for instance, via baffle plates
- **Triple-Shoot:** via the sowing coulter and fertiliser coulter and GreenDrill via baffle plates, for example

The options



Seed only



Single-Shoot:
Delivery of 2 applied materials at a single depth



Double-Shoot:
Delivery of 2 applied materials at 2 depths in the soil

These illustrations apply to various different combinations of seed and seed with fertiliser



All the systems at a glance



Single-Shoot
- Support of the plant at the early growth stages
- No leaching or evaporation of the fertiliser



Double-Shoot
- Deep deposition of fertilisation extends the availability of the fertiliser
- Fertiliser can be placed between the rows
- Improved root development thanks to the starter dosage of the fertiliser



Triple-Shoot
- Companion plants sown on the surface suppress weeds



Double-Shoot:
Delivery of 2 applied materials at 2 depths with surface application



Combination of Single-Shoot and Double-Shoot:
Delivery of 2 applied materials at 2 depths and high rate distribution



Triple-Shoot:
Delivery of 3 applied materials at 3 depths

The metering makes the difference

Simple, central and convenient adjustment. Perfect metering.





7.5 ccm

For rape, linseed and poppies



20 ccm

For oil seed rape, stubble turnips, lucerne, for example



100 ccm

For very low seed rates with cereal



120 ccm

For catch crops, maize and sunflowers



210 ccm

For barley, rye, wheat, for example



350 ccm

For fertiliser



600 ccm

For spelt, oats, wheat, for example



660 ccm

For peas and beans



Metering cassettes for different seed types



The user-friendly TwinTerminal

Accurate metering drive

The metering system is suitable for all seeds and seed rates from 1.5 to 400 kg/ha. The metering cassettes are specifically designed for the crops concerned. For example, rubberised, flexible cassettes are available for sowing legumes. They protect vulnerable seed from breaking and thus from impairing their germination capability.

The change from fine seeds to normal seed is carried out by simply replacing the metering cassettes – quickly and without the need for tools, even when the seed hopper is full. Up to 95% of all common seed types can be sown using the metering cassettes supplied as standard.

Comfort-Pack 1 with TwinTerminal 3.0

In order to make pre-metering, calibration and emptying of any residual amounts even easier, AMAZONE offers Comfort-Pack 1 with TwinTerminal 3.0 for the Cirrus in conjunction with an ISOBUS terminal. The TwinTerminal is mounted directly on the seed drill near the metering units.
This position offers a decisive benefit: the driver can now perform the calibration operation and input the data from that calibration directly into the machine and no longer has to repeatedly get on and off the tractor. The TwinTerminal 3.0 consists of a water- and dust-proof housing with a 3.2" display and 4 large keys for control.

Metering cassettes supplied as standard

Cirrus	7.5 ccm	20 ccm	210 ccm	350 ccm	600 ccm
3003 Compact	x		x		x
4003	x		x		x
4003-C	x		2 x	x	2 x
4003-CC		x	2 x	x	2 x
4003-2		x	x		x
4003-2C		x	2 x	x	2 x
4003-2CC		x	2 x	x	2 x
6003-2		x	x		x
6003-2C		x	2 x	x	2 x
6003-2CC		x	2 x	x	2 x

Maximum flexibility

High flexibility with the segmented distribution head





Segmented distributor head



Seed pipe monitoring from DIGITROLL

Segmented distributor head with electric half-side shut-off

The segmented distributor head provides huge flexibility for the pneumatic seed drill. Asymmetrical tramlines can be implemented without any undesirable seed rate reduction on the other half of the machine. The segmented distribution head can be used in conjunction with electric half-side shut-off. The half-side control is located directly inside the distributor head. In combination with Section Control, or the GPS-Switch automated part-width section control from AMAZONE, the use of the half-side shut-off can lead to considerable savings, as overlaps and unsown areas are avoided.

The benefits:

- Electric half-side shut-off
- Reduction in overlapping saves seed
- Minimisation of dust creation inside the seed hopper because no seed is rerouted

Seed pipe monitoring

Another useful system to assist the driver is the optionally available seed pipe monitoring which detects immediately any blockages down at the coulter and in the seed tube. Mounted directly behind the distributor head, sensors monitor the seed flow in the seed pipes. Incorrect switch-over of the tramline rhythm is automatically detected by the system. Especially on long working days, the monitoring is an elegant solution to help keep an eye on the working performance.

Hydraulic fan drive

The highly efficient blower fan is characterised by its low oil flow requirement of 21 l/min at 3,500 rpm as well as minimal noise generation.



Hydraulic fan drive

Knife roller as a front tool for the Cirrus



Cirrus 6003-2C sowing winter wheat after sunflowers

Knife roller

The Cirrus can be equipped with a knife roller in front of the disc element as an option. This optional equipment improves field emergence, because additional fine soil is produced by the knife roller. This new combination means that other passes beforehand can be dispensed with.

See more:
Testimonial Knife roller



Knife roller on the Cirrus 6003-2

Wide range of applications

Preparation for cereals after sunflowers involves cutting the tall stalks at right angles and aligning them in the longitudinal direction by the Minimum TillDisc serrated discs. The seed placement accuracy is thereby considerably increased since the sowing coulter is not lifted out by the crop residues.

Even shredding and incorporation of maize stubble helps promote good field hygiene after the maize harvest. The knife roller on the Cirrus 6003-2 saves an additional run with a mulcher, a roller or a disc harrow when cultivating stubbles.

The knife roller improves the flexibility by enabling direct sowing into a standing catch crop. The catch crop is cultivated intensively in a single pass and incorporated in the soil, if necessary.

Long service life

The Cirrus knife roller is characterised by its extreme robustness. The sturdy roller bearings and knives made from Boron steel are distinctive characteristics and ensure a long service life. The knife fixings are recessed into the round tube on the roller. The enclosed roller core is extremely insensitive to stones and dirt contamination. The knife roller is absolutely maintenance-free as a result of the spherical roller bearings and the face seals. Reversible blades, sharpened on both sides, halve the wear costs.



Use of the knife roller to produce a fine soil seedbed when sowing wheat

Leading tool options

For excellent seedbed preparation



Cirrus 6003-2 in operation with Crushboard

Crushboard

From choice, the Cirrus can be equipped with a Crushboard in front or behind the disc element. If it is undulations that require levelling or hard clods that have to be broken, the Crushboard is in the right position in front of the discs. Under very light conditions, the Crushboard behind the discs can also help settle the soil flow. The reconsolidation will be even more uniform. The front tyre packer can also be combined with the Cirrus with Crushboard.

Tractor wheel mark eradicators

For operation on compaction-sensitive soils and at a reduced working depth, the optionally available tractor wheel mark eradicators make sense. They loosen the packed wheel tracks behind the tractor tyres. The position of the wheel mark eradicators can be adjusted horizontally and vertically. The special kinematics of the eradicators provides a constant spring force over the entire area of deflection. The wedge shares safely loosen yet, however, do not bring stones to the surface.



Self-contained tractor wheel mark eradicators mounted on the tractor



Combination of Crushboard and tractor wheel mark eradicators, mounted on the Cirrus frame

Packers

For even better reconsolidation



Cirrus 6003-2C with T-Pack S and T-Pack U front packer

T-Pack U

The front T-Pack U intermediate axle packer rolls the area in the centre of the cultivation disc element. This reconsolidates the soil again ahead of the machine. This is of particular benefit on light soils.

The passively steered T-Pack U can be utilised as an intermediate axle packer in the rear of the tractor or also, in solo operation, as a front packer.

T-Pack S

With the T-Pack S side packer, when using the Cirrus 4003-2/2C and 6003-2/2C under light to medium conditions or following the plough, the soil can be pre-rolled ahead of the disc element, providing additional reconsolidation. The T-Pack S can be combined with the tractor wheel track eradicator on the Cirrus 6003-2.

T-Pack IN

The pre-running packer on the Cirrus 4003-2/2C and 6003-2/2C can be supplemented by the T-Pack IN. This is mounted in the centre of the machine underneath the drawbar and consolidates the area between the tractor tracks.





Maximum effectiveness

Seedbed preparation and sowing in just one pass



Solo sowing at high work rates

With all the technical benefits of the basic seed drill, the Cirrus without disc element is a cost-effective alternative for solo sowing but still maintains the pre-drilling reconsolidation. In this specification as well, the optional Crushboard can also be added.

Sowing combination with 2-row disc element

The Cirrus can be equipped with the twin-row disc element for up-front soil tillage. The disc element loosens, crumbs and levels the seedbed, depending on the type of discs chosen, immediately ahead of the seed placement. The working depth of the disc element can be adjusted on the move. Via a series of holes, the end discs can be adjusted individually to ensure a level finish between bouts.



Fine-serrated discs
460 mm



Coarse-serrated discs
460 mm



Smooth discs
460 mm

Selecting the correct disc – coarse, fine or smooth

Several options can be selected for the disc element: a cutting disc, a coarse-serrated disc, a fine-serrated disc and a smooth disc.

Fine-serrated discs
The fine-serrated disc shows its strengths in shallow seedbed preparation. It provides more fine soil for optimum seed embedment.

Coarse-serrated discs
The coarse-serrated disc is ideally suited to deeper seedbed preparation. Due to its profile, extremely effective incorporation, including the mulching of harvest residues, is achieved. A steep angle of attack for the discs ensures a particularly intense mixing.

Smooth discs
The smooth disc is also ideally suited to deeper seedbed preparation. The smooth disc is also frequently fitted to the outer disc carriers, because it only throws up a small amount of soil.

Rubber suspension elements – reliable and maintenance-free

The disc system combines two discs mounted on one arm which is suspended via sprung rubber blocks and which optimally follows the ground contours. In addition, the rubber sprung buffers act as an overload safety device on stony soils. In this way, a safe, maintenance-free operation of the disc element is ensured – and at a constant, even working depth.

Sprung rubber buffer blocks



Minimum TillDisc

Water-conserving strip till with cutting disc



See more:
Cirrus 6003-2CC with Minimum TillDisc and GD 501



Minimum TillDisc cutting disc

The Minimum TillDisc is particularly ideal for water-conserving and weed-reducing soil tillage. The amount of soil moved is minimised by using the discs in strips. It only loosens and cuts the area where the following sowing coulter runs to prevent any renewed germination of weeds. A further use is provided by adopting the disc setup in areas with higher resistance.

Water-conserving strip till

The use of the Minimum TillDisc in dry locations allows for water-conserving strip till, as only the strip immediately in front of the sowing coulters is worked. Under moist, sticky soil conditions, the cutting disc element pulls up fewer clods to the surface than a normal disc element. Using the Minimum TillDisc also makes the Cirrus easier to pull, which has a positive effect on fuel consumption.

Advantages of the Minimum TillDisc:

- Water-conserving strip till
- Least possible soil movement
- Less clod formation
- Discs are very easy to pull



Reconsolidation in strips

The best conditions for even field emergence

Optimum technology for enhanced field emergence

The Matrix tyres enable even and high field emergence. With dimensions of 400/55R17.5, these tyres feature a diameter of 860 mm with a width of 410 mm.

The high diameter combined with a special tread generates a higher self-driving effect in comparison to machines with an AS profile.

Furthermore, the independent suspension enables the machine to be pulled around curves and manoeuvred in field corners with minimal effort. Each wheel turns independently of the others and so offers complete flexibility with regard to speed and direction of travel with a turning angle of up to 90 degrees. This low-stress turning process protects the machine from excessive load and wear. Furthermore, the soil is prevented from bulldozing when turning. Consistent seedbed quality and maximum soil structure protection are ensured.

Road transport is fast and safe

The Matrix tyres not only produce an optimum seedbed but also serve as transport wheels. The Cirrus is characterised by a high stability on the road, even at a transport speed of 40 km/h. This is possible because the machine only runs on 4 wheels of the tyre packer. The high carrying capacity of the wheels allows the middle pair of wheels to be lifted up (between the 4 transport wheels).

The key to AMAZONE's success

The principle of "sowing insurance" has long been established. The Matrix profile tyres only reconsolidate in strips where the seed will subsequently be placed in the soil. The intermediate zones are reconsolidated less heavily. This promotes an optimum gaseous exchange and allows water to quickly infiltrate the soil after rainfall.

Reconsolidation in strips – for optimal growth conditions

Optimum and uniform growth conditions for all plants are the basis for a quicker and more even field emergence.

These are obtained by means of a fine crumbed seedbed reconsolidated in strips. Apart from the use of the various pre-working tools, the Matrix tyre is of great importance in this respect. On the one hand, it produces even more fine soil to cover the seed, but, most importantly, its special shape provides the desired reconsolidation in strips.

Advantages of a seedbed reconsolidated in strips

- Uniform growth conditions for all plants
- The seed has access to the capillary soil water
- Prevention of constantly wet conditions after heavy rainfall
- Guaranteed gaseous exchange

- All these advantages of reconsolidating in strips provide an even, high field emergence!

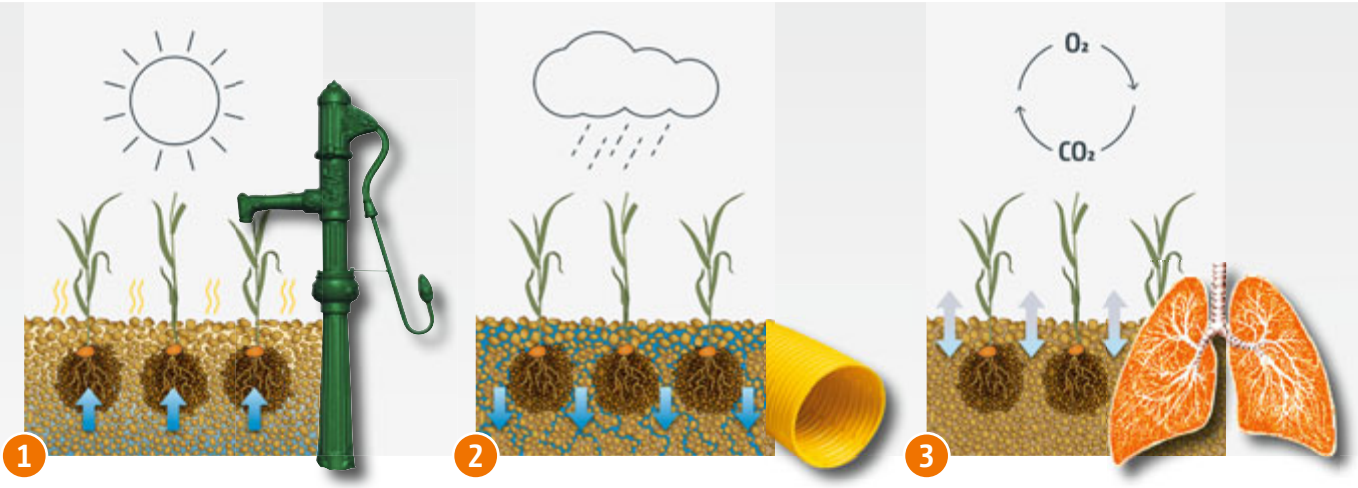

Sowing insurance!

1) **In very dry conditions – the water pump principle:**
The reconsolidated strips provide soil contact directly under the seed furrow. In this way, capillary water reaches the seedling even in dry weather. Reconsolidation in strips ensures that your soil works as a water pump. Every drop counts!

2) **In very wet conditions – the drainage principle:**
Loose soil easily absorbs any rain and stores it. Rain from heavy downpours simply soaks into the unrolled, loose areas. Soil erosion is thereby prevented. In this case, the soil works like a drain. Even on heavy wet ground, there is enough unconsolidated soil available between the rows to cover the seed with loose soil.

3) **Gaseous exchange – the lungs principle:**
The loose soil also enables gases to be exchanged, so that the roots can breathe.

✔ Reconsolidation in strips

Matrix tyres create a well reconsolidated strip in comparison to tyres with an AS profile. This is a key advantage, which has a very positive effect on the smooth running of the sowing coulters.



Row spacing 12.5 cm



Row spacing 16.6 cm



Plants at a row spacing of 12.5 cm



Plants at a row spacing of 16.6 cm

RoTeC pro coulter

The universal single disc coulter

The RoTeC coulter system: tried and tested 2,000,000 times over!



Goes right to the limit of practical operation and placement

With the RoTeC pro single disc coulter, the Cirrus shows its strength especially on sticky soils, no matter whether early or late in the year. Thanks to the depth guidance directly on the sowing disc, the coulter depth guidance and the reconsolidation via the harrow are completely decoupled from each other. The depth control elements also ensure excellent self-cleaning of the coulter. Thanks to these two benefits, a very flexible and precise operation in virtually all weather conditions is possible.

Row spacings of 12.5 and 16.6 cm can be chosen.

Quality and reliability throughout:

- coulter discs made from high grade Boron steel for an even extended service life
- Wear-resistant and self-cleaning Control 10 depth guidance disc and Control 25 depth guidance roller for precise control of the placement depth
- Decoupling coulter guidance and reconsolidation for a smoother coulter run and a universal response to the weather conditions



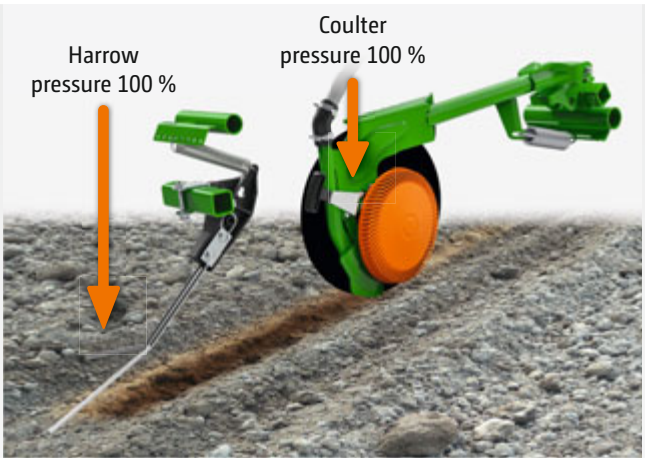

Splitting the coulter and harrow pressures

Sowing disc

The sowing disc is made from highly wear-resistant Boron steel and features a diameter of 400 mm. Thanks to the robust design, the wear is reduced to a minimum. Due to the large diameter of the sowing disc, the coulter runs very smoothly resulting in an excellent placement accuracy of the coulter system.

Furrow former

With the aid of the furrow former, the seed furrow is kept clear of any trash ensuring an optimum soil contact for the seed. Due to its flexible mounting, the furrow former rids itself of earth and trapped harvest residues.

Coulter pressure adjustment

The coulter pressure is infinitely variable with the adjustment being carried out hydraulically from the tractor cab and this serves to maintain an easy matching of the sowing depth and allows the quick adaptation to the prevailing soil conditions. RoTeC pro coulters operate with a coulter pressure of up to 55 kg.

Depth control

One of the unbeatable advantages of the RoTeC pro single disc coulter is that the reconsolidation is decoupled from the coulter depth control. This means that the coulter is raised only once when passing a stone. Furthermore, the coulter pressure and roller pressure can be adjusted independently of each other. This very even and accurately controlled way of guiding the RoTeC pro single disc coulter is ensured by the Control 10 depth guidance disc, with its 10 mm wide disc, or the Control 25 depth guidance roller, with its 25 mm wide roller, mounted directly on the coulter.
The basic setting of the sowing depth is in 4 steps and is done directly on the coulter without tools.

4 adjustments



RoTeC pro coulter with Control 10 depth guidance disc



RoTeC pro coulter with Control 25 depth guidance roller

The cleats, which are open at the rear, provide a very good self-cleaning effect.

TwinTeC plus coulter

The high-output double disc coulter

TwinTeC plus double disc coulter (cross-section)

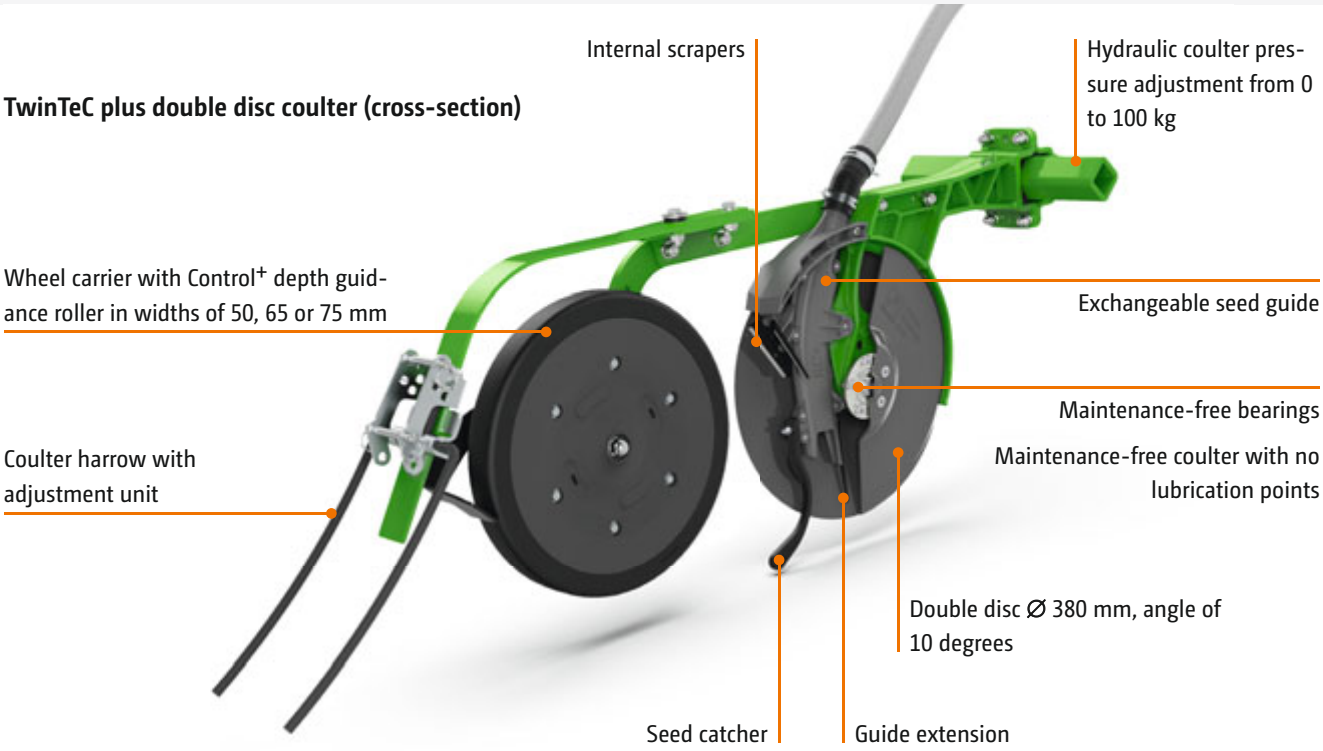

Smooth running, rugged and maintenance free

Using the high output TwinTeC plus coulter, AMAZONE equips the Cirrus with one of the most robust and most precise double disc coulters around. Thanks to its coulter pressure of up to 100 kg and its good cutting performance, the TwinTeC plus double disc coulter also manages very well in hard and cloddy seedbed conditions. The basic body and the coulter bearing shell, both made of forged steel, are built to withstand even the toughest operating conditions. Due to the high coulter pressure of the TwinTeC plus double disc coulter, the placement is very precise, even when mulch sowing and with a very high proportion of organic matter in the seedbed. Thanks to the innovative coulter pressure adjustment via an oil circuit, the coulter pressure is maintained even in very hilly terrain so that the pre-set sowing depth is safely maintained.

The TwinTeC plus double disc coulter is completely maintenance-free and therefore fulfils the highest demands.



Cirrus 3003 Compact with TwinTeC plus double disc coulter



TwinTeC plus double disc coulter

The double discs

The sharp pre-tensioned discs, with a 10° angle of attack ensure a good opening performance of the coulter.
The large 380 mm diameter discs ensure a smooth run.
Thanks to the large coulter clearance of 190 mm and the connection to the depth guidance roller via the top-mounted coulter carrier, sufficient space remains, so that blockage-free operation is possible.

Seed guidance

The guide extension and the seed catcher safely deliver the seed to the bottom of the furrow and prevent any bouncing out of the individual grains. The standard inner scraper, as an option also with hard metal wear plates, ensures the accurate operation even on sticky soils and noticeably increases the operational reliability.

Depth control

The parallel-guided depth control roller provides reliable maintenance of the placement depth of each individual coulter. The Control^{+} depth control rollers are available in widths of 50 mm, 65 mm and 75 mm. This means that the performance of the machine is ensured on any soils from the lightest sand with poor carrying ability to the heaviest clay. Optional scrapers on the depth guidance roller ensure a consistent depth of the coulter, even under moist conditions.

TwinTeC plus coulter pressure

Setting the coulter pressure via the ISOBUS terminal is standard. The coulter reliably maintains the pressure selected. This is of special benefit when sowing shallow in very hilly terrain.

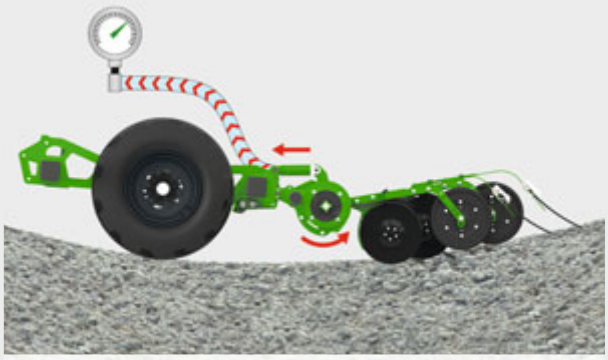

Passing through a hollow

Hollow: when passing through a hollow, the coulters are pressed against the ground. This creates an overpressure in the coulter pressure cylinder which is transferred directly to the oil circuit. The coulter pressure remains constant.

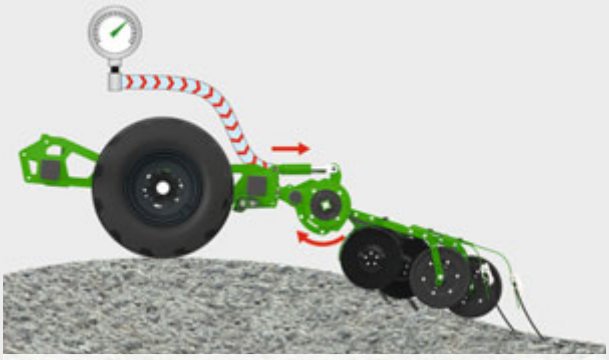

Going over a hill

Hilltop: the coulters are lowered when going over a hilltop. This results in an under-pressure in the coulter pressure cylinder which is immediately compensated for with additional oil from the circuit. The coulter pressure remains constant.

Automatic coulter pressure adjustment on the basis of application maps

The same placement depth across all soil types



Coulter pressure adjustment on the basis of application maps ensures the right placement depth at all times, even with variable soil conditions

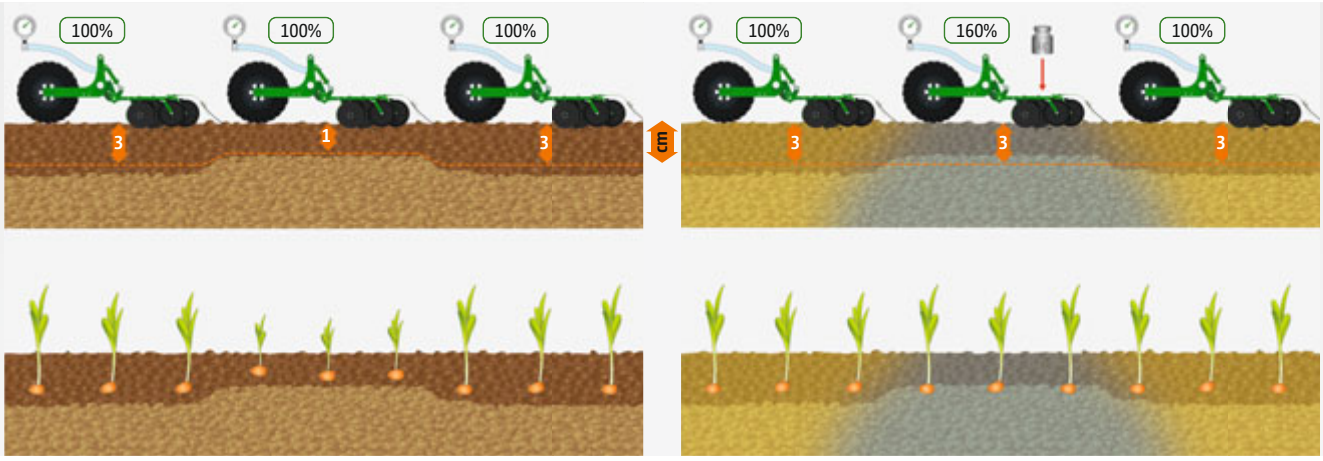

Hydraulic coulter pressure **without** an application map results in an inconsistent placement depth

Hydraulic coulter pressure adjustment on the basis of application maps provides a consistent placement depth

Apart from application maps for sowing and fertilisation, the coulter pressure on the Cirrus can also be adjusted via application maps.

Arable soils may be highly heterogeneous even on an area of just a few square metres. AMAZONE offers the option of automatic coulter pressure adjustment, in order to adapt to these varying conditions in the best way possible and create the best growing conditions for the plants. The prerequisite for this is the TwinTeC plus coulter.

In addition to the seed and fertiliser maps, a soil map can be created in the farm management system which can be loaded into the ISOBUS terminal in a very short time. The coulter pressure is automatically adjusted to the various soil zones in the soil map while the machine is in use in the field.

Up to 4 different application maps can be run at the same time with the AMAZONE AmaTron 4 ISOBUS terminal. Apart from the soil maps, work can therefore also be carried out with several sowing and fertiliser maps without any problems.

The automatic coulter pressure regulation not only provides the optimum sowing depth at all times, it also makes the work much easier for the driver. This is a great help, especially during night shifts or for operating personnel who normally carry out other tasks, and ensures a consistent quality of work.



TwinTeC plus coulter with hydraulic coulter pressure regulation



AmaTron 4 allows the simultaneous use of up to 4 different application maps

Following harrows

Seed coverage, seed embedment

HD roller harrow in combination with the RoTeC pro coulter

After the seed row has been closed by the HD Roller harrow, the soil above the seed furrow is additionally pressed resulting in optimum germination conditions. This is recommended especially for light, dry soils when sowing spring crops or rape. The result is an undulating surface profile that reduces erosion. Thanks to the hardening process of the harrow tines, these offer a particularly high longevity. This means that the special advantage is that the pressure per roller can be set between 0 and 35 kg per roller, completely independently of the coulter pressure.



Roller harrow

Coulter harrow on the TwinTeC plus coulter

The optionally available coulter harrow provides additional loose soil above the furrow. This is especially helpful on heavy soils in sloping terrain to prevent capping and the formation of water run-off channels. In addition, any prevailing straw is distributed. The length of the harrow can be adjusted up to seven times as the tine wears. In cases where the harrow is not required, then it can be swung up into its parking position.



Coulter harrow



Exact S following harrow

Exact S harrow in combination with the RoTeC pro coulter

The Exact S following harrow works blockage-free, even with large amounts of straw. Individual, pivoting harrow elements allow it to adapt to uneven ground and achieve an even seed coverage. The Exact harrow is particularly useful when sowing under less than optimal conditions, e.g. on moist or heavy ground. The Exact harrow, with 15 mm thick tines, is particularly wear-resistant and ensures reliable seed coverage even under the most difficult of operating conditions.

The harrow pressure is adjusted mechanically by pre-tensioning the harrow springs. When equipped with hydraulic harrow pressure adjustment, a minimum and maximum value is predefined by inserting pins. As a result, the harrow pressure and the coulter pressure can be simultaneously matched to changing soil types via just one tractor spool valve whilst on the move.



Exact S following harrow

GreenDrill 501

Rear-mounted hopper with a volume of 500 l





Combining different applied materials with the RoTeC pro coulter



Baffle plates



Second outlet on the TwinTeC coulter



Comfortable, flexible and precise

The GreenDrill seeder box is the ideal solution for sowing catch crops or the under-sowing of a secondary crop in just one operational pass. The GreenDrill seed hopper is safely accessed via steps and has a capacity of 500 l. The distribution of the seed across the entire area is achieved by baffle plates in front of the harrow or by seed pipes between the coulters. As an alternative, there is also the option of sowing the seed via a second outlet on the TwinTeC plus coulter or baffle plates behind the coulter.

Benefits of GreenDrill:

- Various metering cassettes available
- Full-width application via baffle plates, seed pipes between the coulters or a second outlet on the TwinTeC plus coulter
- Easy filling via the access steps
- Machine control via ISOBUS
- Application of a third medium – Triple-Shoot

Machine control via ISOBUS

Control of the GreenDrill can be achieved in various ways, depending on the machine onto which the GreenDrill has been mounted. For example, if the GreenDrill 501 is mounted on a Cirrus, it is an “ISOBUS participant” and, as such, is fully integrated into the electronic system of the Cirrus. The GreenDrill is shown in the controls of the machine operating section of the terminal as a second or third seed hopper with metering unit.

Accurate electrical metering

The metering of the seed is carried out by an electrically-driven metering unit. The electric drive facilitates easy setting of the seed rate using the ISOBUS terminal in the tractor cab. Alternatively, the electric drive can also be controlled fully automatically using application maps. It is furthermore possible to calibrate the system at the push of a button and to do pre-metering in field corners.



Fully integrated operation of the GreenDrill 501 using the AmaTron 4 ISOBUS terminal



Easy exchange of the metering rollers

MEMBER OF AEF

AEF Certified ISOBUS www.aef-isobus-database.org

ISOBUS as the basis for intelligent communication

One language, many benefits!

Each ISOBUS-enabled machine from AMAZONE comes with the latest technology and almost unlimited possibilities. It makes no difference whether you use an operator terminal from AMAZONE or an ISOBUS terminal fitted directly in the tractor. ISOBUS is an internationally recognised standard for communication between the operator terminal, tractors and connected implements on the one hand and Farm Management Information Systems on the other.

Operation with a wide variety of ISOBUS terminals

Which means that ISOBUS enables you to take control of all your ISOBUS compatible equipment. You only have to connect the machine to the respective ISOBUS terminal and the usual operator interface appears on the monitor in your tractor cab.

Benefits of ISOBUS at a glance:

- This worldwide standard provides a uniform interface and data exchange format that ensures compatibility even with third party manufacturers
- Plug and Play between machine, tractor and additional ISOBUS implements



MORE than ISOBUS

Perfectly developed machine operation from AMAZONE

AMAZONE machinery and operator terminals offer a range of functions which are very easy and safe to operate:

- Highest compatibility and function flexibility of your ISOBUS equipment
- No additional modules on the machine side. All ISOBUS machines from AMAZONE come ready-equipped with the necessary ISOBUS functions as standard
- Practice-oriented machine software and logical menu structure
- MiniView display with all AMAZONE terminals and additional ISOBUS terminals. See, for instance, the machine data in the map view
- Possibility of operating the machine via the tractor terminal or a twin terminal solution
- Flexible assignment of the map and machine view between the tractor terminal and the operator terminal
- Unique operating concept. Freely configurable displays and individual user interfaces for each driver
- Integrated Task Controller data logger function



Clearly-structured AMAZONE machine operation

Advantages of the AMAZONE machine software:

- User-oriented and intuitive
- Tailored to the machine
- Function scope above and beyond the ISOBUS standard

AmaTron 4 ISOBUS terminal

Full functionality



The AmaTron 4 ISOBUS operator terminal, developed in-house by AMAZONE, enables convenient tablet-style, touch-screen control of any ISOBUS-enabled agricultural machine. AmaTron 4 makes all ISOBUS functionality possible - with added convenience, user-friendliness and overviews. And yet: it performs even better in combination with AMAZONE agricultural machinery and guarantees full functionality when it comes to precision farming.

ROBUSTNESS

STURDY!

- Low-reflection, 8" display with waterproof and dustproof aluminium housing
- Rear-mounted hand rest for a secure grip

RELIABILITY

WELL THOUGHT THROUGH!

- Practical and clear menu navigation for simple and intuitive use
- Actuation via touch screen or soft keys
- Simple documentation and job management: work first - then save the data
- Optional software licences for maximising every opportunity in precision agriculture

COMFORT

COMFORT!

- App carousel for quick and easy navigation at the swipe of a finger
- Freely configurable status bar - the most important parameters available at a glance, all of the time
- The practical quick-start menu allows quick and easy import and export of job data

Extended functionality via licences	Functions in the AmaTron 4 for the Cirrus 03
GPS-Maps&Doc	• Inactive field boundaries and automatic field detection • Documentation via ISOBUS Task Controller or PDF export • Application maps in ISO-XML format and Shape file format • Online data exchange via the AmaTron Share App
GPS-Switch basic	• Section Control with up to 16 part-width sections • Virtual headland
GPS-Switch pro	• Section Control with up to 128 part-width sections and for up to 2 independent, ISOBUS-enabled machines • Auto-zoom, obstacle marking • MultiBoom - Section Control for up to 3 different materials
GPS-Track	• Optical parallel guidance aid • Various different track modes • ISOBUS Level 1 tramline control
AmaCam	• Display of a camera image on the AmaTron 4 including reverse detection
AmaTron Twin	• Display extension using the AmaTron Twin App

More comfortable machine operation



AmaTron Twin App – extended display for user-friendly operation

The AmaTron Twin App offers the driver even more comfort during work, as GPS functions in the map view can also be displayed on a tablet in parallel with the machine operation on the AmaTron 4.

Advantages of the AmaTron Twin display enhancement:

- Use of an existing mobile device
- Greater clarity – every application always in view
- Comfortable control of the GPS functions in the map view, in parallel, via the mobile device
- Clear, authentic representation of the working machine and its part-width sections



The AmaTron Twin App



AmaPilot^{+} – everything in the one hand!

Thanks to the AUX-N feature, you can operate multiple functions on the machine via the AmaPilot^{+} or any other ISOBUS multi-function joystick.

Advantages of AmaPilot^{+}:

- Nearly every function is controlled directly via the 3 levels
- Adjustable palm rest
- Freely programmable, individual key layout

Workday made easy –

Make the most of the possibilities!

GPS-Maps&Doc with data exchange via the AmaTron Share App

With the GPS-Maps&Doc licence, the AmaTron 4 can gather and document both machine data and georeferenced data via Task Controller (TC). Part-area, site-specific operation via application maps in either Shape file or ISO-XML format is also possible.

Advantages of GPS-Maps&Doc with the AmaTron Share App:

- Intuitive system for processing application maps
- Automatic part-area, site specific regulation of the application rate
- Indication of inactive field boundaries and automatic field detection when approaching the vicinity
- Optimum crop management via needs-based application
- Easy import of jobs in ISO-XML format or shape format and export of completed jobs in ISO-XML format or as a job summary in PDF format via the AmaTron Share App
- Start a new task straight away and decide later whether the data is to be saved or not

AmaTron Share App – for comfortable data management!

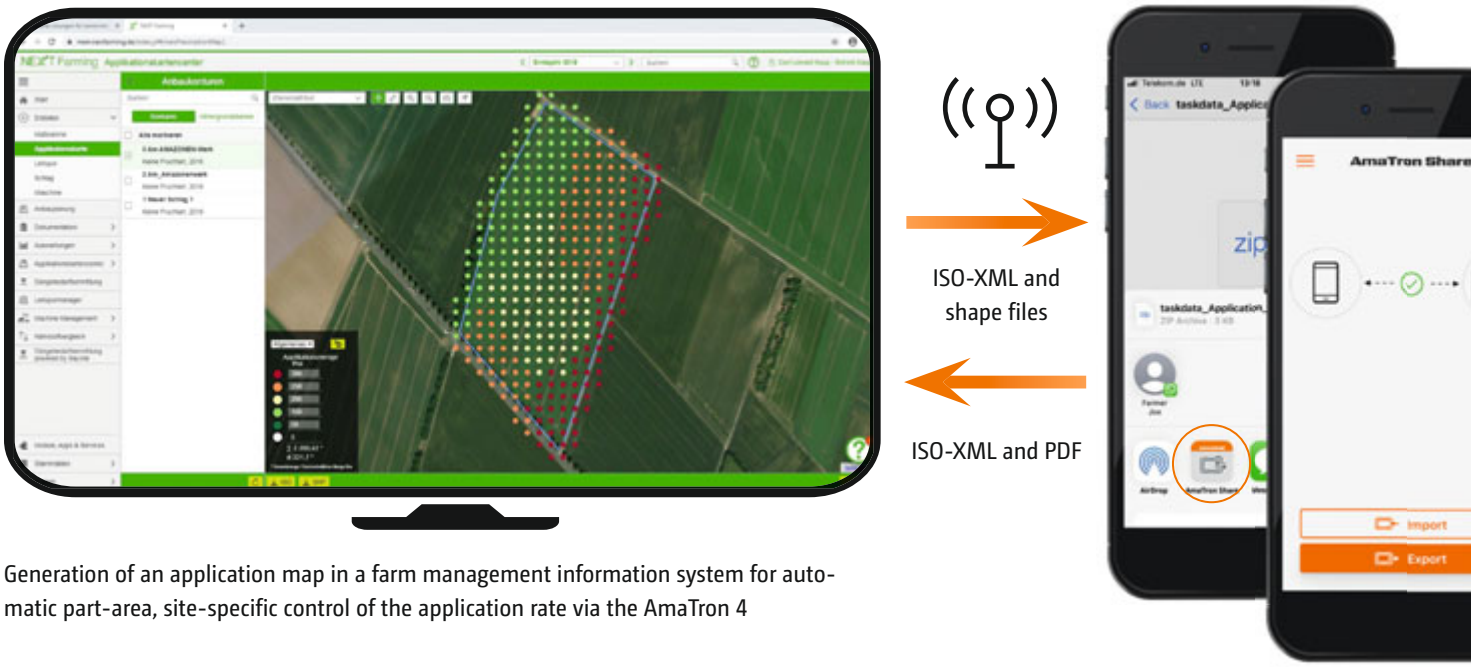

Generation of an application map in a farm management information system for automatic part-area, site-specific control of the application rate via the AmaTron 4

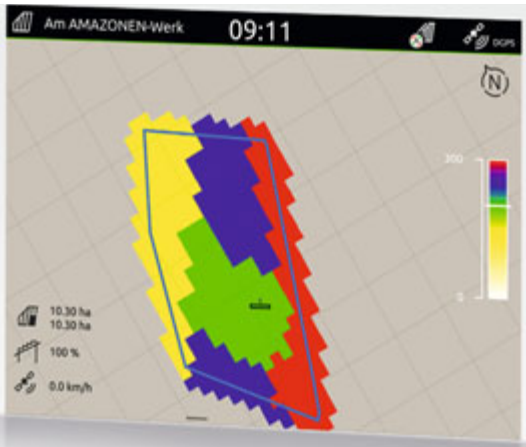

Display of the application map in AmaTron 4



Display of the camera image in the AmaTron 4

GPS-Track

The GPS-Track parallel guidance greatly helps with orientation in the field, especially on grassland or in areas without tramlines.

- With a virtual light bar in the status bar
- Automatic tramline control via GPS for seed drills
- Various track modes such as A-B lines or contour following
- Optional with AmaTron 4

AmaCam

Software licence for displaying a camera image on AmaTron 4.

- Automatic display of the camera image on AmaTron 4 when reversing

AmaTron Share App for digital data transfer. Try it now!

The AmaTron Share App, which is connected to the AmaTron 4 via Wi-Fi, allows all data to be conveniently transferred online. For example, the App enables application maps to be easily sent from the office to the AmaTron 4 for completion. Job data can also be sent to customers or back to the office as PDF documentation via the cloud, email or messenger services such as WhatsApp after the job has been completed. This is user-friendly data management!



The AmaTron Share App



GPS-Switch automatic part-width section control

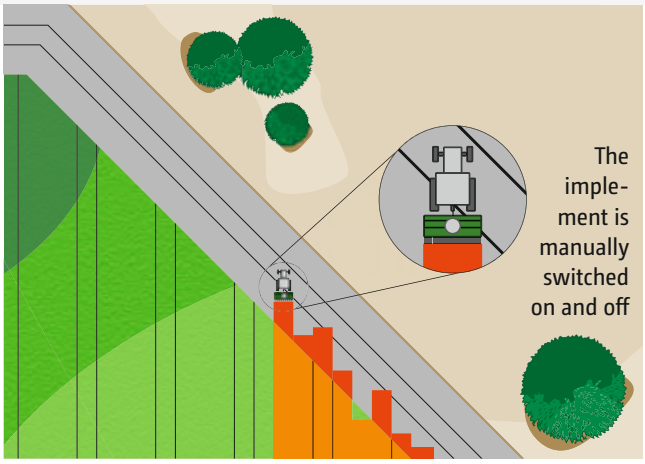

Over- or under-sowing with manual on/off control without GPS-Switch

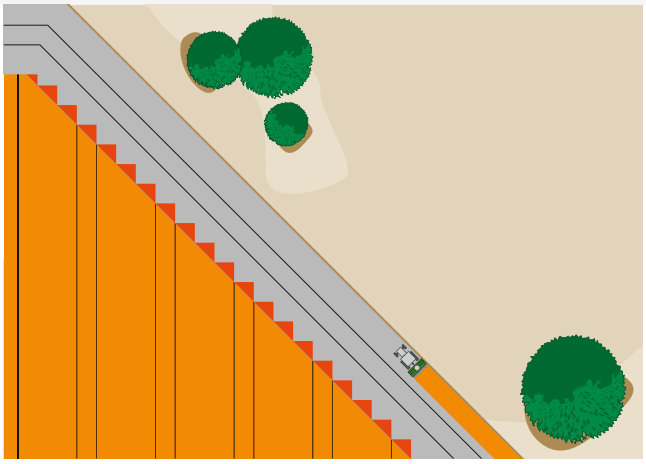

Position dependent, automatic control, both on and off, of the electric metering unit via GPS-Switch

GPS-Switch

With GPS-Switch, AMAZONE offers GPS-based, fully automatic, part-width section control for all AMAZONE operator terminals and ISOBUS-compatible fertiliser spreaders, crop protection sprayers or seed drills.

GPS-Switch basic

- Automatic part-width section control with up to 16 part-width sections
- Creation of a virtual headland

GPS-Switch pro (as an extension of GPS-Switch basic)

- Automatic part-width section control with up to 128 part-width sections and for up to 2 independent, ISOBUS-enabled implements
- Auto-zoom when approaching the headland and obstacle marking
- MultiBoom - Section Control for up to 3 different materials

Automatic switching on and off of the Cirrus

If the operating terminal has Section Control functionality, such as the GPS-Switch part-width section control from AMAZONE, the part-width sections can be switched on and off fully automatically depending on the GPS position.

MultiBoom – even more precise

For the Cirrus-CC, the seed and the fertiliser are metered by two different metering units and applied at two different delivery points using the Double-Shoot method. Since the FerTeC coulter runs in front of the roller and the sowing coulter behind the roller on the Cirrus-CC, GPS-Switch must switch the two metering units with a time offset, so that the fertiliser is placed at exactly the same point on the headland as the seed. This time-shifted control of several metering units can be achieved using the new MultiBoom control.



Virtual headland

Field application maps for different seed rates are also possible

Worked area

Automatic half-side shut-off with GPS-Switch – for the Cirrus

Accurate placement of the seed!
To avoid the over-sowing and under-sowing in critical areas that often occurs in practice, accurate sowing is very important. An aid to precise placement is offered by the half-side control, which reduces the relevant working width to half so that, especially in wedge shaped fields and on the headland, significant saving is achieved. The two halves of the drill each correspond to one controllable part-width section.

Switch time optimisation – GPS-Switch with AutoPoint

- Automatic determination of the conveying time of seed flow from the metering unit to the sowing coulter
- Minimisation of misses and overlaps for good field hygiene
- Reduction in the disease pressure results in fewer plant protection measures and a simultaneous reduction in cost

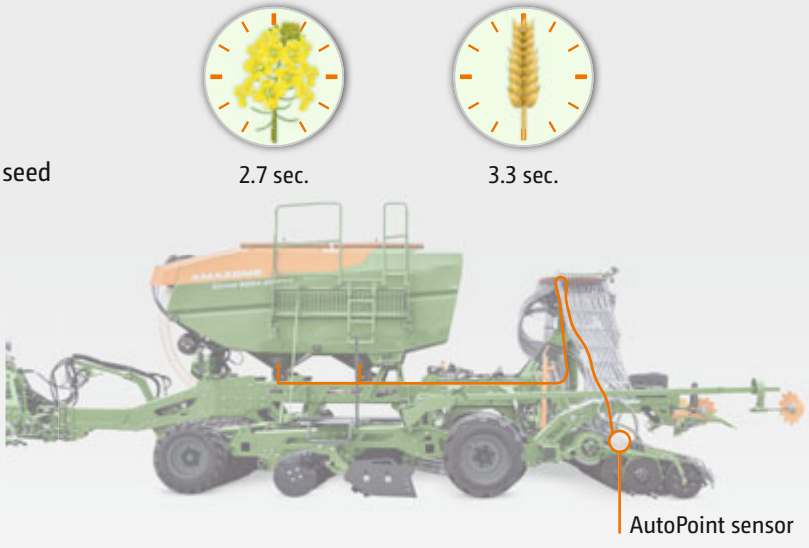

For difficult conditions: Cut ’n’ Sow – direct seeding taken a step further

Ultra-shallow soil tillage ahead of direct seeding where a large amount of organic matter is present

Top results from a non-aggressive pass

The subject of soil tillage is becoming more and more significant when it comes to the purchasing decision-making on farms. The bigger the problems of lack of moisture, pests such as slugs, chemical resistance, and the requirements for reducing the amount of plant protection agents used, the more important the right means of soil tillage becomes. AMAZONE developed the TopCut cutting roller combination for ultra-shallow soil tillage.

With the TopCut, the first stubble cultivation can be carried out ultra-shallow, thus saving a great deal of water and creating a perfect seedbed for volunteer grain and weed seeds. Once the unwanted plants have germinated, they are easily removed in a second pass. Furthermore, the intensive cutting and shredding of organic matter in the field stimulates the decomposition process. This improves field hygiene and reduces the transmission of fungal diseases and pests.

The TopCut cutting roller combination can be used universally throughout the year for various applications – for catch crop establishment, for shredding harvest residues, for mechanical weed control, and for preparing for direct tine seeding with the Cirrus with Minimum TillDisc.

Similarly, the large area seed drills Primera DMC, the Cayena tine coulter trailed seed drill and the Condor trailed seed drill can be used for direct sowing when adopting the Cut ’n’ Sow technique using the TopCut.

Areas of application for the TopCut:

- Perfect stubble shredding in oil seed rape, sunflowers, maize stubbles and in catch crops
- Improved straw management with uniform straw distribution
- Promotion of straw decomposition as a result of mixing with fine soil on the surface
- Mechanical weed control before sowing
- Seedbed preparation with a high proportion of fine soil and optimum reconsolidation for reliable emergence

The benefits of ultra-shallow seedbed preparation when direct seeding with a large amount of organic matter present:

- Cost-effective, water-saving system for optimising direct seeding under difficult conditions
- Reduction in the risk of blockages in tine coulter seed drills
- Effective slug control
- High output with low fuel consumption

TopCut 6000-2 with Cirrus 4003-2CC in action



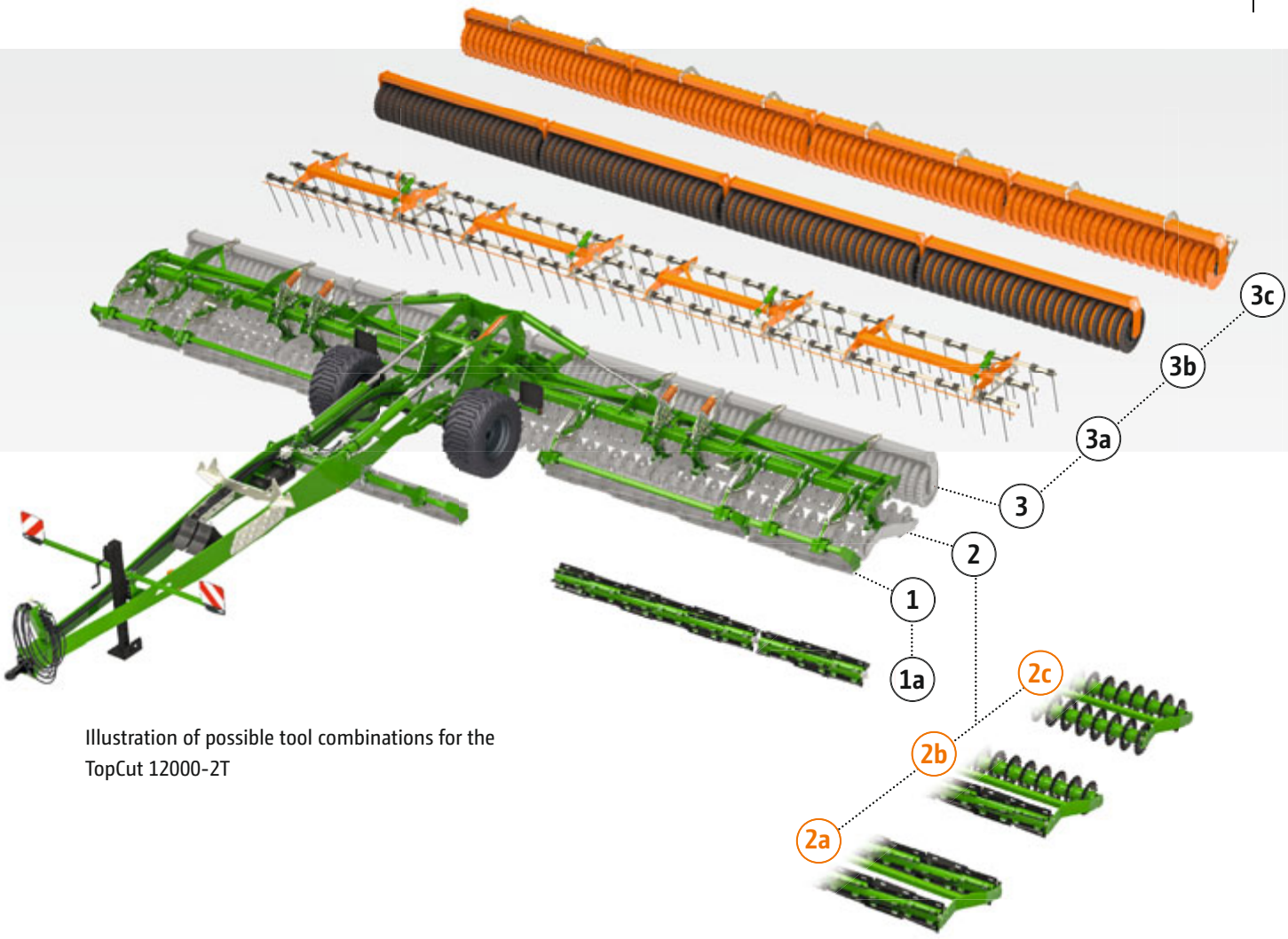

Illustration of possible tool combinations for the TopCut 12000-2T

Overview of possible tool combinations for the TopCut:

1. Leading tool

(1a) Knife roller

2. Main working segment

(2a) Double Knife roller
(2b) Combination of Knife roller and Minimum TillDisc
(2c) Double Minimum TillDisc

3. Rear packer roller

(3a) Straw harrow
(3b) KWM 600 wedge ring roller with matrix tyre profile*
(3c) DW 600 disc roller*

* not in combination with the leading tool

2a



2b



2c



MORE INFORMATION
www.amazone.net/topcut

PRODUCT FILM
TopCut

The original is simply better

AMAZONE service and quality







Experience that pays off. That's why AMAZONE guarantees you the highest quality thanks to a very high level of vertical integration within its own factories in Europe - and it has been doing so for more than 140 years. The original is simply better.

In most cases, things need to happen very quickly, especially when time is tight for optimum sowing. That is why AMAZONE offers a first-class parts service with genuine parts that are precisely matched to your machine. So your machine is always ready for use - quality parts and available worldwide.

The Global Parts Centre in Tecklenburg-Leeden in Germany is the base for our worldwide parts logistics system. This ensures the optimum availability of parts, even for older machines. Whenever you need us, the AMAZONE service team is there for you, supported by a network of competent and highly trained sales partners and service technicians.

AMAZONE also offers an intensive introduction to the operation and handling of your new machine on your farm by a trained member of the AMAZONE team. Alternatively, you can use "SmartLearning" - AMAZONE's interactive driver training - to familiarise yourself with the machine's operation before using it for the first time.

Efficient sowing from the very first metre.

The advantages of genuine spare parts and wear parts:

- Quality, reliability and performance
- Immediate availability, even for older machines
- Higher resale value of your used machine

myAMAZONE

for more performance

Register now
www.amazone.net/myamazone



WARRANTY

Register now and apply for a 24 month manufacturer guarantee!

- Extend the protection offered for your machine with a 24 month manufacturer guarantee.

  » The extended guarantee can be applied for within the contractual warranty period of 12 months after initial installation.

NEW



PARTS

Parts - find the right parts for your machine even more easily now!

- The right parts list for your machine with just one click.
- Identify the correct part from the exploded views in a trice.
- Create a shopping basket and send it to your service partner.



ADJUSTMENT AND OPERATION

Now enter the machine number and see at a glance all the relevant information to help get the maximum performance from your machine

- Season start and commissioning
- Adjustment and operation
- Parts lists and operating instructions
- Maintenance and storage

AMAZONE





Technical data:

Cirrus trailed cultivator drill







Cirrus 6003-2

	Cirrus 3003 Compact	Cirrus 4003	Cirrus 4003-C	Cirrus 4003-CC	Cirrus 4003-2	Cirrus 4003-2C	Cirrus 4003-2CC	Cirrus 6003-2	Cirrus 6003-2C	Cirrus 6003-2CC
Coulter system	RoTeC pro/ TwinTeC plus	RoTeC pro			RoTeC pro/TwinTeC plus					
Row spacing (cm)	RoTeC pro 12.5/16.6/TwinTeC plus 12.5/16.6									
Operational speed (km/h)	RoTeC pro 8 – 16/TwinTeC plus 10 – 20									
Working width (m)	3.00	4.00						6.00		
Transport width (m)	3.00	4.00			3.00					
Transport length (m) *	6.96/7.10**	7.78			8.10/8.20**					
Transport height (m)	3.16		3.25		3.16	3.55		3.84		
Execution	rigid				folding					
Power requirement (kW/hp)	90/120	120/160						164/220		
Seed hopper capacity (l) [1] Twin outlet pressurised hopper Seed/ fertiliser hopper (l)	3,000	3,600	4,000[1]		3,600	4,000[1]		3,600	4,000[1]	
Filling height (m)	2.90		2.80		2.90	2.80		2.90	3.00	
Filling width (m)	1.90	2.60	2 x 1.25		2.60	2 x 1.25		2.60	2 x 1.25	
Filling depth (m)	0.80		0.70		0.80	0.70		0.80	0.70	
Linkage	Lower link cross shaft Cat. 3/4N/K700									
Base weight from (kg)	3,600	4,200		4,700	6,300		6,900	7,500		8,300
Transport running gear	integrated									
Number of Matrix tyres	6	8						12		

*the transport length can vary through extension of the telescopic drawbar.

**TwinTeC plus

Illustrations, content and technical data are not binding and may differ depending on the level of equipment. Country-specific road traffic regulations apply and must be complied with, meaning that special approval may be required. The permissible axle loads and total weights of the tractor should be checked. Not all the listed combination options are possible with all tractor manufacturers.

AMAZONE



Illustrations, content and technical data are not binding and may differ depending on the level of equipment. Country-specific road traffic regulations apply and must be complied with, meaning that special approval may be required. The permissible axle loads and total weights of the tractor should be checked. Not all the listed combination options are possible with all tractor manufacturers.

AMAZONEN-WERKE H. DREYER SE & Co. KG
P. O. Box 51 · 49202 Hasbergen-Gaste/Germany
Phone +49 (0)5405 501-0 · Fax +49 (0)5405 501-193

MI10781 (en_II) 10.25 Printed in Germany www.amazone.net E-Mail: amazone@amazone.net